



County Offices  
Newland  
Lincoln  
LN1 1YL

27 February 2014

**Children and Young People Scrutiny Committee**

A meeting of the Children and Young People Scrutiny Committee will be held on **Friday, 7 March 2014 at 10.00 am in Committee Room One, County Offices, Newland, Lincoln LN1 1YL** for the transaction of the business set out on the attached Agenda.

Yours sincerely

A handwritten signature in black ink, appearing to be 'Tony McArdle', written over a horizontal line.

Tony McArdle  
Chief Executive

**Membership of the Children and Young People Scrutiny Committee (19 Members of the Council and 6 Added Members)**

Councillors J D Hough (Chairman), B Adams (Vice-Chairman), W J Aron, Mrs J Brockway, J P Churchill, S R Dodds, A G Hagues, J R Hicks, R J Hunter-Clarke, B W Keimach, C R Oxby, Mrs S Ransome, Mrs L A Rollings, Mrs N J Smith, Mrs C A Talbot, S M Tweedale, L Wootten, R Wootten and Mrs S M Wray

**Added Members**

Church Representatives: Mr S C Rudman, Mr P Thompson and Mrs G Wright

Parent Representatives: Mr C V Miller, Mrs E Olivier-Townrow and Dr E van der Zee



**CHILDREN AND YOUNG PEOPLE SCRUTINY COMMITTEE AGENDA**  
**FRIDAY, 7 MARCH 2014**

<b>Item</b>	<b>Title</b>	<b>Pages</b>
<b>1</b>	<b>Apologies for Absence / Replacement Members</b>	
<b>2</b>	<b>Declarations of Members' Interests</b>	
<b>3</b>	<b>Minutes of the meeting of the Children and Young People Scrutiny Committee held on 13 February 2014</b>	1 - 10
<b>4</b>	<b>Families Working Together</b> <i>(To receive a report from Jo Kavanagh, Head of Service Families Working Together and Lincoln and West Lindsey, which provides the Committee with an update on the progress of Lincolnshire's response to the Troubled Families Programme)</i>	11 - 18
<b>5</b>	<b>Performance - Quarter 3 2013/14</b> <i>(To receive a report from Stuart Carlton, Assistant Director of Children's Services, which provides key performance information for Quarter 3 2013/14 that is relevant to the work of the Children and Young People Scrutiny Committee)</i>	19 - 66
<b>6</b>	<b>Lincolnshire Safeguarding Boards Scrutiny Sub-Group Update</b> <i>(To receive a report from Councillor Ron Oxby, Chairman of the Lincolnshire Safeguarding Boards Scrutiny Sub-Group, which provides the Committee with an overview of the activities of the Sub-Group)</i>	67 - 74
<b>7</b>	<b>Solutions 4 - Officer and Member Feedback</b> <i>(To receive a presentation from Dave Thompson, Solutions 4 Manager, on Solutions 4 and the Committee will have the opportunity to provide verbal feedback from visits undertaken to Solutions 4 providers)</i>	Verbal Report
<b>8</b>	<b>Take-up of early education for less advantaged 2 year olds in Lincolnshire</b> <i>(To receive a report from Geraldine O'Neill, Lead Consultant (Early Years Entitlement), which provides the Committee with a comprehensive overview of the take up of free early education places for two year olds in Lincolnshire)</i>	75 - 92
<b>9</b>	<b>Children and Young People Scrutiny Committee Work Programme 2014</b> <i>(To receive a report from Tracy Johnson, Scrutiny Officer, which provides the Committee with an opportunity to consider its Work Programme)</i>	93 - 102

**10 CONSIDERATION OF EXEMPT INFORMATION (test)**

In accordance with Section 100 (A)(4) of the Local Government Act 1972, this agenda item has not been circulated to the press and public on the grounds that it is considered to contain exempt information as defined in paragraph 3 of Schedule 12A of the Local Government Act 1972, as amended. The press and public may be excluded from the meeting of the consideration of this item of business.

**11 Leaving Care - Commissioning Review**

103 - 144

*(To receive a report from Linda Graham, Commissioning Officer, which invites the Committee to consider the Leaving Care Commissioning Review exempt report, prior to the report being considered by the Executive on 1 April 2014)*

<u>Democratic Services Officer Contact Details</u>	
Name:	<b>Andrea Brown</b>
Direct Dial	<b>01522 553787</b>
E Mail Address	<a href="mailto:andrea.brown@lincolnshire.gov.uk">andrea.brown@lincolnshire.gov.uk</a>
<b>Please note:</b> for more information about any of the following please contact the Democratic Services Officer responsible for servicing this meeting	
<ul style="list-style-type: none"><li>• Business of the meeting</li><li>• Any special arrangements</li><li>• Copies of reports</li></ul>	
Contact details set out above.	
All papers for council meetings are available on: <a href="http://www.lincolnshire.gov.uk/committeerecords">www.lincolnshire.gov.uk/committeerecords</a>	



**CHILDREN AND YOUNG PEOPLE  
SCRUTINY COMMITTEE  
13 FEBRUARY 2014**

**PRESENT: COUNCILLOR J D HOUGH (CHAIRMAN)**

Councillors B Adams (Vice-Chairman), W J Aron, Mrs J Brockway, J P Churchill, S R Dodds, A G Hagues, J R Hicks, B W Keimach, C R Oxby, Mrs N J Smith, Mrs C A Talbot, S M Tweedale, L Wootten, R Wootten and Mrs S M Wray.

Added Members

Church Representatives: Mr S C Rudman and Mrs G Wright.

Parent Representatives: Mr C V Miller, Mrs E Olivier-Townrow and Dr E van der Zee.

Officers in attendance:- Debbie Barnes (Executive Director Children's Services), Keith Batty (Assistant Director of CfBT Education Services), Stuart Carlton (Assistant Director of Children's Services), Katrina Cope (Team Leader Democratic and Civic Services), Tracy Johnson (Scrutiny Officer), Rebecca Allen (Commissioning Officer), Tim Culpin (Head of School Improvement), Andrew McLean (Head of Service - Children's Commissioning) and Jane Salt (Senior Advisor).

**67     APOLOGIES FOR ABSENCE / REPLACEMENT MEMBERS**

Apologies for absence were received from Councillors R Hunter-Clarke, Mrs S Ransome and Mrs L A Rollings.

An apology for absence was also received from Mr P Thompson (Church Representative Added Member).

**68     DECLARATIONS OF MEMBERS' INTERESTS**

No declarations of Members' interests were made at this stage of proceedings.

**69     MINUTES OF THE MEETINGS OF THE CHILDREN AND YOUNG PEOPLE  
SCRUTINY COMMITTEE**

**(a)     Minutes of the meeting held on 29 November 2013**

**RESOLVED**

That the minutes of the meeting of the Children and Young People Scrutiny Committee held on 29 November 2013 be agreed and signed by the Chairman as a correct record.

**2**  
**CHILDREN AND YOUNG PEOPLE SCRUTINY COMMITTEE**  
**13 FEBRUARY 2014**

(b) Minutes of the meeting held on 10 January 2014

RESOLVED

That the minutes of the Children and Young People Scrutiny Committee held on 10 January 2014 be agreed and signed by the Chairman as a correct record.

**70**     SMALL SCHOOLS COLLABORATIVE PARTNERSHIPS

Consideration was given to a report from the Executive Director of Children's Services, which invited the Committee to consider and comment on supporting the Collaborative Partnerships Project.

The Committee was advised by the Head of School Improvement that in 2011, Lincolnshire County Council had launched the Small Schools Collaborative Partnership Project, which was aimed at encouraging primary schools with less than 200 pupils to work together. The partnership was to help support small rural schools.

In January 2012, Lincolnshire County Council had proposed a collaborative partnership scheme. Details of the scheme were shown on page 22 of the agenda.

It was reported that research had shown that school partnerships helped increase educational standards and encouraged the best use of resources through sharing best practice and improving efficiencies through economies of scale.

Schools had been receptive to the aims of the proposal but argued that the scheme was too rigid. Also, the Department for Education's (DfE) changes to the rules concerning Local Authority funding formulae made it impossible for the Council to target funding for partnerships. As a result of the concerns raised the scheme was revised. Full details of the revised scheme were shown on page 23 of the agenda.

By January 2014, it was reported that there were 40 active partnerships across Lincolnshire and that was generally considered to be successful. The schools involved in the Collaborative Partnership Project had made good progress. The Committee was advised that the results of a survey sent to all partnerships had been very positive. 62% of local partnerships responded with 96% reporting improvement as a result of partnership working, and with 90% seeing financial benefits, particularly via joint Continuing Professional Development (CPD).

Some of the activities which partnerships had found most beneficial were:-

- Head teachers sharing their schools data with other schools;
- Joint learning walks, 'drop – ins' and lesson observations in each other's schools;
- Joint professional development;
- Monitoring and moderation across schools;

- Schools within a partnership scheduling and running shared INSETs and common training days;
- SENCOs undertaking joint training and coordinating their work;
- Special events; and
- School business management, procurement etc.

It was highlighted that head teachers had commented that they were feeling less isolated and were now able to share their concerns and problems with other head teachers. Detailed within the report were specific comments from head teachers.

It was reported although the project had been successful there were still a number of challenges to overcome. At the moment there was several projects being undertaken to help move things forward. One of these was 'Delivering Effective Feedback through Digital Technology', which aimed to improve outcomes for pupils, particularly those eligible for Pupil Premium and to enhance the skills of teachers to use digital technology to support the giving of feedback and providing opportunities for peer review. The Committee noted that as part of this project, there had been liaison with Professor Steve Higgins from Durham University, who had a particular interest in this type of work. Other projects included developing Leadership through Performance Management; and Developing Peer Review within Partnerships of Schools.

The Committee was advised that CfBT was funding a National Small Rural Schools Research Project led by Robert Hill who was an adviser to the Government. The study highlighted the current challenges facing small rural primary schools and the scope for different forms of partnership as a response to these challenges. The project would provide a commentary on the national context supported by a major case study based on the experience of the schools supported in Lincolnshire. It was agreed that a copy of the report from the study would be circulated to the Committee once it was completed.

In conclusion, the Committee was advised that in order to ensure Lincolnshire's many small schools do not suffer as a result of these changes, the Collaborative Partnership Project needed to continue to be developed further.

During discussion, the Committee made particular reference to the following issues:-

- That a strategy was needed to get all schools to participate in collaborative working. It was highlighted that it was important to get governors on board as some had reluctance to partnership working because of the anxiety of academy status. One member suggested that governors should be invited to attend any future collaborative workshops, and that examples of collaborative working should be shared with governors to encourage them to take part in the project. Officers agreed to look into inviting governors to the conference for 2014;
- The Committee was advised that partnership working had been trialled recently with two schools participating in a combined event involving a maths trial and a visit to a castle, this event had drawn in lots of children all working together. It was highlighted that similar working methods had taken place in the 1980's and that this had worked very well and was fully supported by

Lincolnshire County Council. The scheme had given teachers the opportunity to up skill, and gain experience in another school. It was highlighted that this was why officers wanted to extend the offer to larger primary schools, so that the smaller rural schools could benefit from sharing staff resources. A suggestion was made as to whether the principle of sharing and up skilling teaching staff could be promoted. It was highlighted that this was happening, but that there was more that could be offered to ensure that no school gets left behind;

- Money incentive – Members were advised that in the first year there had been a money incentive, but due to changes in funding, the Local Authority was not able to protect funding for partnerships. The Council therefore increased the block allocation to all primary schools, so that no funding was lost. Officers confirmed that it was difficult to incentivise, but that head teachers were encouraged to use the funding for collaborative working;
- Collaborative working - Some members highlighted that it was encouraging to hear that collaborative partnerships were working, and that numerous benefits had been identified as a result of the partnerships. Some examples of partnership working were shared with the Committee, one of which was that one primary school had closed, as its premises were being as a polling station. As a result, the pupils had gone across the road to another school, which had accommodated the pupils from both schools working side by side for the day;
- Offer to larger primary schools - Officers advised that larger primary schools would also be invited to take part in the project, and that it was also hoped to extend collaborative working to secondary schools in the future;
- Training for Clerks to Governors – It was reported that there was a need for more training for clerks to governors to ensure that they are kept up to date with legislation changes. Provision also needed to be made for refresher training as and when the need arose. The Committee was advised that training was offered to clerks to governors. Officers agreed to look in to the issue further to see what could be improved;
- In-house training courses for teachers - One member enquired as to whether the Council still ran subject based courses. The Committee was advised that courses were still part of the offer, but at the moment there was reluctance for Head teachers and teachers to come out of school, therefore a lot of training was taking place within schools. It was highlighted that training in schools was essential and invaluable in the development of teachers;
- Communication – It was highlighted that in order for schools to be encouraged to participate, it was felt that the concept needed to be communicated better to the schools in the first instance. A suggestion was made of possibly using a newsletter as a communication tool. The Committee was advised that there was currently a newsletter for the project. The project was also promoted at Head teachers' briefings and the annual conference. However, officers agreed to reflect and see what could be improved. Officers also highlighted that as part of transforming how the Council worked with schools, they would also look at communicating to schools in a more collaborative way; and
- Transportation between schools - The Committee was advised that most schools that worked in partnership were within a 15 mile radius. However, if transport was needed then it was up to the individual school to pay for



transport costs out of their own budget. The Committee was advised that brokerage had stopped, as smaller schools were no able to take on the liability.

The Committee was advised that in East Lindsey, as a result of one the Head teacher's connections, 20 schools were now involved in a project with Professor Higgins, who was doing a watching brief and collecting data to see how effective the partnership was working in East Lindsey.

In conclusion, it was agreed that officers would look into inviting governors to attend the annual conference, and that members of the Committee would be given the opportunity to attend, if they so wished. Furthermore, officers agreed to look into training for Clerks to Governors, continue working on trying to get larger primary schools and secondary schools involved in the Collaborative Working Project and that progress on the project would be reported back to a future meeting of the Committee.

**RESOLVED**

That the report be noted and that continued support be given to the collaborative partnerships project.

**71     EARLY HELP OFFER AND STRATEGY**

The Committee gave consideration to a report from the Executive Director of Children's Services, which provided information on providing early help to children and families in Lincolnshire and highlighted areas for development to improve on the current position.

It was reported that the Children and Young People's Strategic Partnership had agreed to introduce a system to improve the process of working together to meet the needs of children and families through the Common Assessment Framework and Team Around the Child in 2006. Working Together to Safeguard Children was introduced in April 2013, and this guidance placed an emphasis on the importance of early help in promoting the welfare of children, together with clear arrangements for collaboration.

It was highlighted that Lincolnshire's Early Help Offer identified that there was a need for help for children and families as soon as problems started to emerge, or when there was a strong likelihood that problems would emerge in the future. The Offer was not just for very young children, but included universal and targeted services and was designed to reduce, or prevent specific problems from escalating or becoming entrenched.

The critical features of an effective early help offer included a multi-disciplinary approach that brought together a range of professionals; a relationship with a trusted Lead Professional who could engage with the child and the family; provide families with support so that they could develop their own capacity to deal with issues, and

look at things with a more holistic approach to address the child in the wider family, and to provide a more streamlined and simple assessment process.

Attached to the report at Appendix A was a copy of Lincolnshire Children's Services Early Help Offer, and at Appendix B was a copy of the Lincolnshire Children's Services Early Strategy, which outlined Lincolnshire's current Early Help Offer for the Committee to consider.

The Early Help Strategy outlined the areas of work partners were committed to, to improve Early Help arrangements in Lincolnshire.

During discussion, some concern was raised as to whether all the relevant organisations involved in the Early Help Strategy had the capacity to deliver the help needed to troubled families. The Committee was advised that although the budgets available were reducing, there was a need to look further into what was being done; ensuring that there was no duplication and making sure that what was being done was being done in the most effective manner. The Strategy, as part of the modernised working would ensure that enough help was provided to enable troubled families to help themselves.

Some concern was also raised with regard to referrals on page 38 of the Early Help Offer document that in order for an early assessment to be effective when the family/child did not consent, then the Lead Professional would make a judgement as to whether, without help, the needs of the child would escalate. If that was the case then a referral to the local authority children's social care might be necessary. The Committee was advised that there were only a few schools' concerns that reached the Child Protection Threshold.

It was highlighted on Page 41 of the Early Help Offer (Appendix A) that there was no longer a midwifery managed unit at the Grantham and District Hospital.

Some members extended their concerns with regard to the importance of School Nurses and Health Visitors in the life of a child. The Committee was advised that School Nurses were commissioned through Public Health and that Health Visitors (Commissioning of the Healthy Child Programme) would come over to the Local Authority in 2015. It was noted that work was currently underway to look at the opportunities that this might create, and to identify the best way to take this forward, to avoid duplication. It was reported that some discussions had taken place with Public Health already as to how Children's Services felt the School Nurse service should be provided. The issue would need to be debated further by the Children and Young People Scrutiny Committee as to what the Public Help offer for children should look like. Some members felt very strongly that Schools Nurses needed to be involved in the pastoral life of a child.

A further area highlighted was concerning a child's readiness for school and whether there was a definition as to what that was. Some members of the Committee expressed concerns that young children were now attending school when they were not toilet trained. It was highlighted further that some of these young children regressed during the school holidays as they were not receiving the support they

needed. The Executive Director asked members of the Committee to let her know of any specific cases, so that the Team Around the Child could provide support through the school holidays to those individual children and their families. Officers confirmed that the definition of ready for school was a flexible judgemental view measured from the "Early Years Stage Profile" and it was very difficult to define as there was a range with regard to school readiness, and that each schools offer might be different. Officers advised that there was the potential to set up a County wide parenting service to help those families who needed extra help. Officers were aware that there were families in need, and it was highlighted that Children's Centres had targeted provision and that once Health Visitors' were transferred in 2015, the provision would be assessed and services transformed.

In conclusion, the Committee recognised the problems Children's Services had regarding reduced funding for service provision, and to the success of its services, but felt that it was very important to support vulnerable children and their families.

**RESOLVED**

That the report be noted.

**72     CHILD POVERTY STRATEGY AND ACTION PLAN UPDATE**

The Committee gave consideration to a report from the Executive Director of Children's Services, which provided the Committee with a background to the duties of the Child Poverty Act 2010 on local authorities, and provided an overview of the latest HMRC 2011 data released, which identified how Lincolnshire compared to its statistical neighbours, regional authorities and nationally against the 'Children in Low-Income Families Local Measure'.

It was noted that the Council's Executive had agreed that the monitoring of the Child Poverty Strategy was to be governed through the Children and Young People's Strategic Partnership (CYPSP), in line with the requirement for Partner co-operation in mitigating the effects of Child Poverty.

The report focussed on the progress, content and governance arrangements of the Child Poverty Action Plan and outlined the development of a (CYPSP) Child Poverty Sub-Group, which was chaired by Dr Tony Hill, Director of Public Health.

Appended to the report were the following documents:-

Appendix A – A copy of the Child Poverty Strategy;  
Appendix B – A copy of the Child Poverty Action Plan;  
Appendix C - The CYPSP Child Poverty Governance Map; and  
Appendix D – A copy of the CYPSP Child Poverty Scorecard.

The Committee received a joint presentation of the report from the Head of Service – Children's Commissioning and the Commissioning Officer.

It was highlighted that the CYPSP monitored and reviewed progress against the Action Plan, which identified key resource activity areas, which were to be focussed on for review for the next 12 months. Due to the extensive scope of the Action Plan, it had been agreed that a Child Poverty Sub-Group was to be established and would be chaired by the Director of Public Health. The membership of the group would include key partners involved in the delivery of the Action Plan and the Committee was advised that a workshop had been arranged for early 2014, to assist sub-group members in understanding the wider implications of child poverty and the impact their own project had in tackling it.

Full details of the consultation undertaken were detailed in the report presented.

Discussion ensued, from which reference was made to the following issues:-

- Page 115 – Reference was made to the fact that the strategy was not just a Children's Services Strategy, it was a joint strategy which required all stakeholders to work together in an integrated way to target shared priorities and eliminate duplication of effort;
- Page 118 - The cost to society from loss of revenue;
- Page 125 - Economic poverty - Reference was made to the fact that if people were paid the living wage, this would help them move out of the poverty trap;
- Page 144 Lincolnshire Community Assistance Scheme – It was reported that arrangements were in place to manage the Social Fund and levels of take up;
- Action Plan – Members expressed some concern that the Action Plan was not robust enough. The Committee was reassured that for each project, there were multiple projects feeding in. It would be part of the of the Sub – Committees remit to keep a watching brief on the progress;
- A question was asked as to whether the uptake of free schools meals was going to be monitored. The Committee was advised that it was the intention to increase the uptake of free school meals. It was highlighted that a scheme was to be instigated in Lincoln through Housing Benefit claimants. The District Council would contact the family to identify who the County Council should contact; and
- Some concern was expressed as to the conflicting data included in the report. Officers explained the reasoning behind data provided and the discrepancies between actual number and statistical percentages.

In conclusion, the Committee was unhappy about accountability, and how that was to be achieved, as there were no targets in the Action Plan to measure the outcomes. A suggestion was made for a more thematic approach, which identified what each of the component areas had to achieve and what effect this would have for children in poverty.

#### RESOLVED

1. That the progress made so far against the Child Poverty Action Plan be noted.

2. That a further more detailed progress report for each identified theme be scheduled in for future meetings, which identifies the outcomes to be achieved, and highlights the benefits for children in poverty. Theme leads to attend and provide a detailed update.

73     CHILDREN AND YOUNG PEOPLE SCRUTINY COMMITTEE WORK  
PROGRAMME 2014

A report by the Scrutiny Officer was considered, which provided the Committee with an opportunity to consider its work programme for the coming year.

A revised copy of the work programme was circulated to members at the meeting. The revised programme had been amended to allow for a maximum number of six items per agenda in the future. A list had also been created which identified 'items to be scheduled', and that these items would be discussed at each pre-meeting to identify which items should be brought forward.

The Scrutiny Officer highlighted that there were already two potential pre-decision scrutiny reports which would have to be presented to the July meeting.

Members were also reminded that visits to the Families Working Together teams were currently being arranged, and that dates would be brought to the Committee in March as part of the Families Working Together report.

Other items suggested by the Committee for the inclusion in future agendas were an update on the newly appointed eight Regional Commissioners and an update on the Ofsted Improvement Inspection. It was reported that the Ofsted Improvement Inspection was already listed for the 25 April 2014 meeting.

**RESOLVED**

1. That the revised work programme as set out at Appendix A be agreed subject to an update on the newly appointed eight Regional Commissioners being added to the Items to be Scheduled list.
2. That the contents of the Children's Services Forward Plan, as set out in Appendix B to the report be noted.

The meeting closed at 1.00 pm

This page is intentionally left blank

## Policy and Scrutiny

### Open Report on behalf of Debbie Barnes, Executive Director of Children's Services

Report to:	<b>Children and Young People Scrutiny Committee</b>
Date:	<b>07 March 2014</b>
Subject:	<b>Families Working Together</b>

#### Summary:

To update on the progress of Lincolnshire's response to the Troubled Families' Programme

#### Actions Required:

The Committee is invited to consider and comment on the contents of the report.

## 1. Background

### 1.0 Background

"Families Working Together" (FWT) is Lincolnshire County Council's (LCC) and its partners' response to the "Troubled Families Programme" led by the Department of Communities & Local Government (DCLG).

DCLG has identified 120,000 'troubled families' nationally and has indicated 1370 such families within Lincolnshire. The expectation from DCLG is that these families will be "turned around" by 2015.

The Families Working Together Team consists of 1 Team Manager, 5 Practice Supervisors, 1 Performance & ICT Manager, 0.5 Project Manager, 1 Performance Officer and 38.9 FTE Key Workers. 51% are seconded staff from partner organisations.

Key Workers work intensively with the whole family, over an average of 12 months. Families are eligible for FWT support if they meet 2 of the following 3 national criteria:

- Families involved in anti-social behaviour or youth crime;
- Children excluded from school or not attending regularly;
- Families with one or more adults in receipt of out of work benefits

### 2.0 Identification of Troubled Families

"Identification" involves discovering households where data indicates these criteria overlap at an address.

Datasets from Lincolnshire Police and Children's Services are matched together and information about qualifying family members are submitted to Department of Work and Pensions (DWP) who undertake a check for adults in receipt of out of work benefits at that address. The FWT team collate this data and build family groups comprising the individuals who hit one or more of the national criteria.

Families are also directly referred to the programme. FWT Business Support staff verify that the information about family member eligibility can be evidenced and then eligible families can be allocated a key worker, as appropriate.

### **3.0 Working with Troubled Families**

"Working With" a family involves allocating a FWT Key Worker (where appropriate) or identifying the services that are already working with that family.

Those families with the most complex needs are those that would benefit from a direct FWT key worker intervention. Typically, these families are referred in by other services working with the family who request support from FWT. Additionally, families which meet all 3 of the national criteria, as identified by data matching, are prioritised alongside those meeting local priorities such as families with children who have been permanently excluded.

It is recognised nationally that not all families meeting the eligibility criteria have complex needs and will require a direct intervention. In these cases, a "Lead Agency" may have involvement with the family around a particular issue (e.g. Education Welfare, Neighbourhood Policing team). Periodically, the FWT team will undertake matching exercises with other agencies supporting families in Lincolnshire to discover which are working with families alongside the FWT team in the county.

This patchwork of provision across Lincolnshire constitutes the "Worked With" figure reported to the national team.

### **4.0 Turning around Troubled Families**

The government's key focus for the Troubled Families programme is to "turn around" families meeting the criteria. Achieving the set thresholds for this outcome is rewarded by a Payment by Results (PbR) framework.

This involves achieving the inverse of the eligibility criteria:

- Reducing families involvement in anti-social behaviour or youth crime;
- Getting children back to school regularly and reducing exclusion;
- Moving adults off out of work benefits and into employment.



In order to make a claim for a family, it must have simultaneously achieved the Crime/ASB and Education outcomes OR have achieved the work outcome. That is, there are two ways to turn around a family. The authority can also claim a smaller payment for achieving a "Progress to Work" outcome, granted on the family starting an involvement with the European Social Fund (ESF) "Support for family with multiple problems". This is being delivered in the East Midlands by Working Links.

The authority is targeted with turning around its entire allocation of Troubled Families and so will need to work with a larger number than this to achieve the required number of outcomes.

## **5.0 DCLG Financial Framework**

The Financial Framework sets out the detail associated with identifying and making claims for families. It provides suggestions on where to source the data required to identify families for the programme and an overview of the legal gateways which allow for the sharing of this information between agencies. Finally, it provides a clear explanation of the circumstances under which the authority may make a claim for the impact made on the family following an intervention by one or more services.

## **6.0 February Claim 2014**

The latest opportunity for submitting a claim for the number of families turned around was in February 2014. The previous was in October 2013 when a decision was taken not to, allowing for further development of FWT systems. Through engagement with other authorities since the beginning of the programme, an amount of best practice around claiming has been developed. The most significant aspect of this has been the development of systems to automatically calculate which families have met the criteria for payment, rather than the manual consideration of each family in turn.

When this extensive development is completed, it is expected that the process around submitting claims will be far more efficient and will maximise the opportunity to claim for families achieving success that might have otherwise been overlooked. This will make achieving national targets more likely and maximise the financial benefit that can be expected from the PbR framework. It will also allow for more capacity in supporting operational teams and better quality performance information.

329 claims were made in February, including 31 of which are for continuous employment.

## **7.0 National Comparison**

Of the 152 Local Authorities, Lincolnshire ranks in the Top 15 in terms of the number of 'troubled families' we are expected to 'turn around'. DCLG requests management information from the 152 Local Authorities on a quarterly basis to ascertain their progress against key performance indicators, namely:

1. The number of troubled families identified in the area;
2. The number of troubled families that are being 'worked with' in the area;
3. The number of troubled families that have been 'turned around' in the area

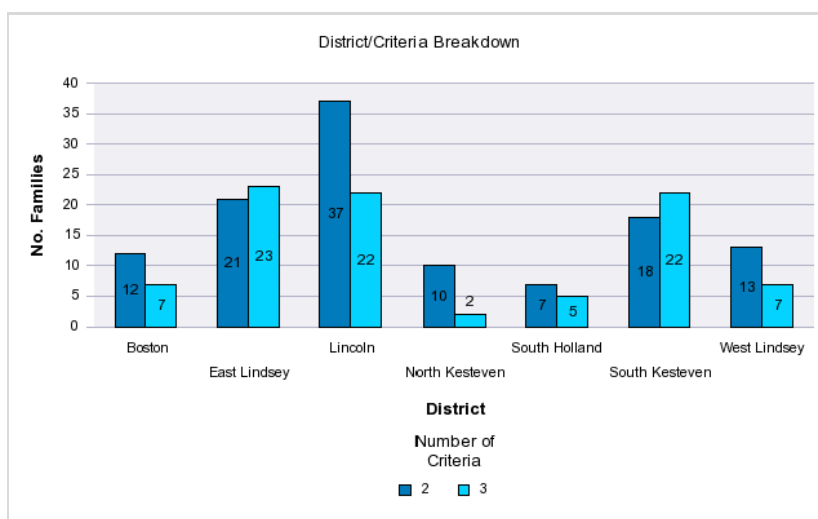
In both of the former two categories, Lincolnshire ranks well. The latest data – related to information to the end of September 2013 – published in November shows Lincolnshire is ranked 24<sup>th</sup> and 20<sup>th</sup> respectively in those two classifications. However, we are currently ranked 71<sup>st</sup> with regards to the final category, mainly due to our decision not to submit an outcome claim in October (see item 6.0 above). In the previous quarter's management information summary, Lincolnshire ranked 37<sup>th</sup> in this category.

We expect to make substantial progress in January and April in all three categories, but most particularly in terms of the number of families 'turned around' in Lincolnshire (see items 2.0, 3.0 and 4.0 above).

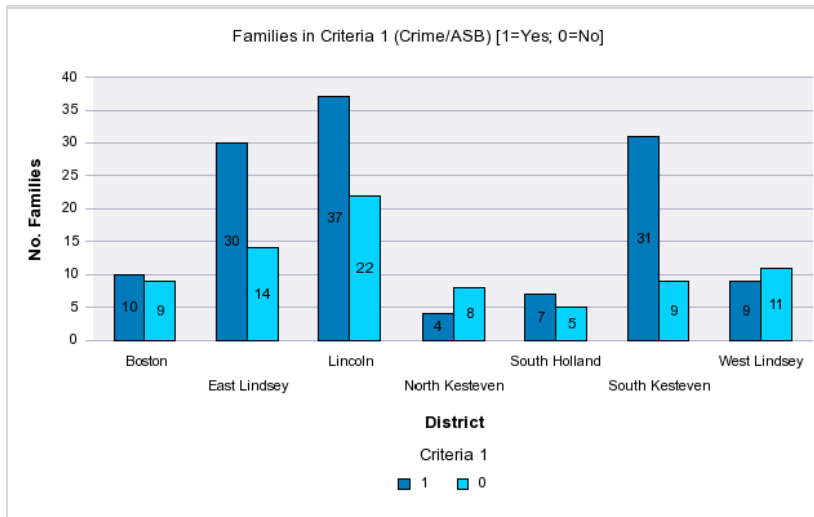
## 8.0 Referrals

Families Working Together is currently engaged with 206 families countywide. The following diagrams show how this caseload is broken down by locality area and the qualifying criteria for the programme.

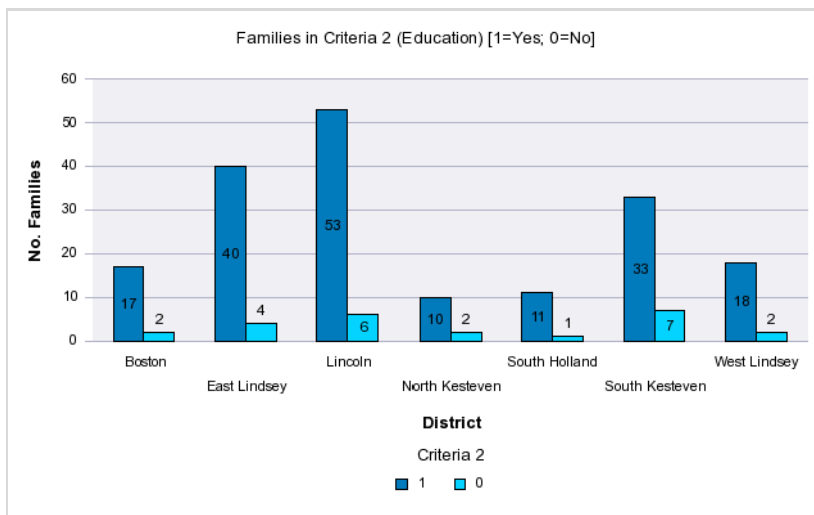
### 8.1 FWT Caseload by District and No. Criteria



## 8.2 FWT Caseload: Families in Criteria 1 (Crime/ASB)

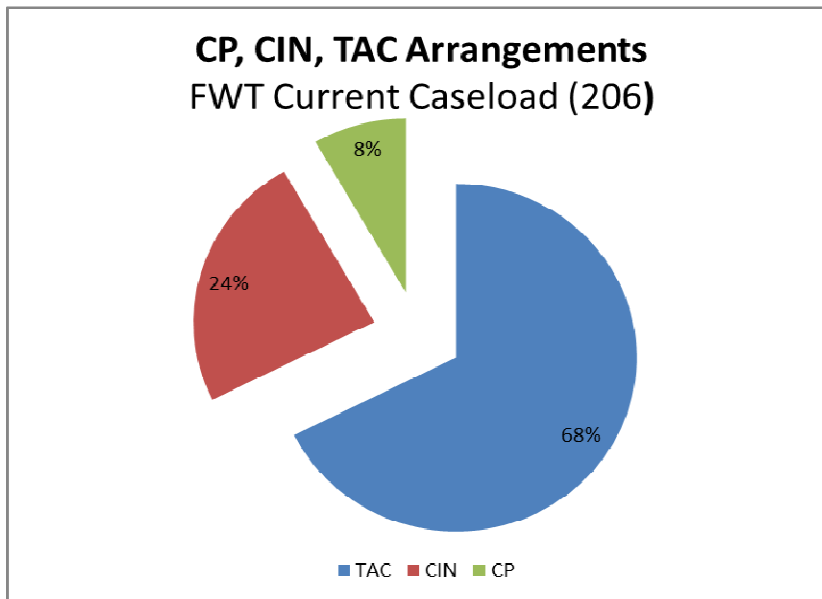


## 8.3 FWT Caseload: Families in Criteria 2 (Education)



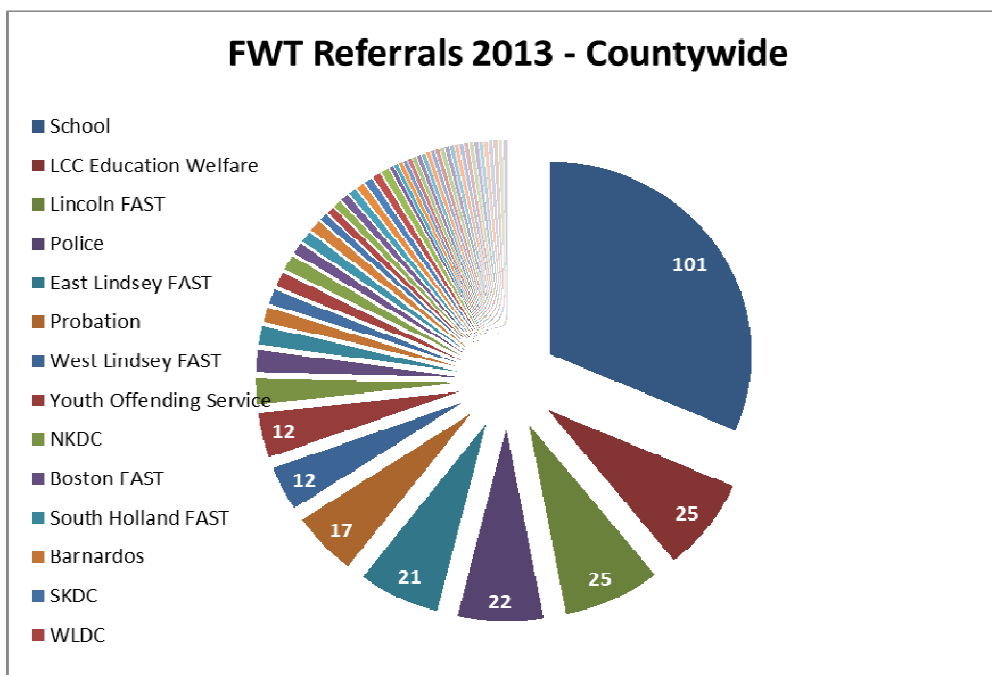
## 8.4 FWT Caseload: Complexity

The following chart describes case complexity by analysing the presence of Social Care involvement (and at what level: CIN/CP) or Team around the Child (TAC) arrangements.



### 8.5 FWT Referrals: 2013 (Successful and unsuccessful)

Families Working Together received 321 referrals in 2013. The following chart demonstrates the variety of agencies from which these are received and shows those agency groups which refer the highest numbers of families into the service.



### 9.0 Troubled Families (TF) Phase 2

At recent DCLG regional events, there has been a strong focus on Phase 2 of the TF Programme due to run from 2015 – 2020. There will be a consultation early in 2014 to seek views from local areas but it has been mooted that Phase 2 will

include new incentives for local services such as the police, health and social care to work more closely together. The key initial thoughts are that:

- 400,000 families will be targeted over the 5-year period
- The payment by results system will continue
- Central government will continue to fund up to 40% of the hypothecated cost of intervention
- Health targets will be added
- There will be a focus on earlier intervention
- The programme will be extended to a wider group of families including those struggling with health problems or parenting, children not in school or at risk of being taken into care
- Local agencies will have to produce a detailed plan setting out how they will join up and reform services to produce savings

### **10.0 Children's Centres & FWT**

A leaflet has been designed to advertise support services to Job Centre Plus (JCP) clients and a questionnaire has been developed for JCP Advisers to complete and refer clients onto appropriate services. Support services currently include: FWT, Children's Centres (CCs) and European Social Fund (ESF) Families services. The location of JCP Advisers in Children's Centres was explored but this was not considered viable, primarily due to the low number of clients presenting. However, from a pilot of the leaflet and questionnaire delivered in Stamford, of 67 clients, 40% had 'issues', 2 referrals were made to FWT, 15 to CC's and 16 to ESF. Work to roll this out across the county is planned for March 2014.

### **11.0 Exclusion**

FWT are working closely with the Out of Schools Team to identify young people who are at risk of exclusion with a view to providing support to families, to prevent permanent exclusions. A protocol is being drawn up to clarify the referral process for these young people to FWT.

All Teaching & Learning Centres consider referral to FWT at the first interview between the school, the young person and their parents/carers. Referrals are made where it is felt the family would benefit from long-term, holistic, intensive family support.

### **12.0 Youth Homelessness**

In April, 2013, FWT set up a pilot service in Lincoln/West Lindsey to implement the single gateway for 16 & 17 year olds presenting as homeless. FWT rolled this service out countywide on 6<sup>th</sup> January 2014. Referrals are made from District Housing Authorities, where young people are now required to present. Once prevention work has been completed, including mediation to return the young person home, but this has not worked, a referral is made to FWT. FWT then find housing provision for the young person, often initially crisis accommodation; then support the young person to move into supported accommodation. Support work

continues for 1 – 2 months to ensure the young person manages this transition successfully.

Since the pilot, there have been 29 young people who have presented. The majority of those who have presented, were either unable to return home or had been evicted from supported accommodation by the housing provider. Of the 29 young people who have presented, the large majority have been accommodated in supported housing provision and are making good progress.

## **2. Conclusion**

Lincolnshire is performing well and has chosen to dedicate the additional resource from DCLG through the PbR system, to funding staff to work intensively with families. In some other Local Authorities, DCLG funding has been used to fund “business as usual” including filling funding gaps created through a reduction in public service budgets. In Lincolnshire however, the approach of the FWT team will be used as part of wider developments to transform services for children, young people and families. This is in line with the DCLG requirement that local areas work towards service reform which will provide services which more fully meet the needs of “Troubled Families”. This will feature more strongly for Local Authorities and their partners, in phase 2 of the Troubled Families Programme, through the requirement to draw up a partnership plan which illustrates how service reform will be undertaken in Lincolnshire.

Financial Implications - None in 2013/14.

## **3. Consultation**

### **a) Policy Proofing Actions Required**

n/a

## **4. Background Papers**

No background papers within Section 100D of the Local Government Act 1972 were used in the preparation of this report.

This report was written by Jo Kavanagh, who can be contacted on 01522 554505 or [Jo.Kavanagh@lincolnshire.gov.uk](mailto:Jo.Kavanagh@lincolnshire.gov.uk).

**Open Report on behalf of Debbie Barnes, Executive Director of Children's Services**

Report to:	<b>Children and Young People Scrutiny Committee</b>
Date:	<b>07 March 2014</b>
Subject:	<b>Performance - Quarter 3 2013/14</b>

**Summary:**

The accompanying appendices to this report provide key performance information for Quarter 3 2013/14 that is relevant to the work of the Children and Young People Scrutiny Committee.

**Actions Required:**

The Committee is invited to consider and comment on the performance information contained in the appendices to this report.

## **1. Background**

### **Council Business Plan and Council Priority Activity Performance**

Appendix A highlights performance relevant to this committee against the following:

- Council Business Plan Performance Indicators: There are seven indicators in the Council Business Plan that are within the remit of this scrutiny committee. Appendix A contains details for the past two quarters of those that are reported quarterly.
- Council Priority Activities: Corporate Management Board have identified a number of Council Priority Activities, these are the key projects and programmes that will deliver the most significant changes and new commitments as detailed in the 2012-2015 Council Business Plan and Organisational Strategy, as well as the Executive Director's objectives. There are currently 32 priority projects and programmes, 3 of which are in the remit of this scrutiny committee.
- Council Priority Activities Exception Highlight Reports: Where a Council Priority Activity is reporting significant issues (red) a project highlight report has been included to provide further information.

## **Performance Indicators**

Appendix B is the summary report of the performance indicators relating to Children's Services. On presentation of the summary report there will be an opportunity to ask questions.

As requested a full and detailed report has been provided (Appendix C) which covers all indicators used by Children's Services for which data is currently available in 2013/2014. This is also available for questions.

## **Customer Satisfaction**

Appendix D is a breakdown of customer satisfaction information and sets out the complaints and compliments received in Quarter 3 relating to Children's Services.

## **2. Conclusion**

This report summarises the Quarter 3 performance for Children and Young People, which is broken down by each of the Assistant Directors, and the Children and Young People Scrutiny Committee is asked to raise any questions on the content of the report.

## **3. Consultation**

### **a) Policy Proofing Actions Required**

n/a

## **4. Appendices**

These are listed below and attached at the back of the report	
Appendix A	Council Business Plan and Council Priority Activity Performance
Appendix B	Summaries of performance
Appendix C	Performance Report for Quarter 3 2013/14 - this is a detailed report covering all indicators that are currently in operation in Children's Services for which we have data available
Appendix D	Complaint and compliments report

## **5. Background Papers**

No background papers within Section 100D of the Local Government Act 1972 were used in the preparation of this report.

This report was written by Stuart Carlton, who can be contacted on 01522 554051 or [stuart.carlton@lincolnshire.gov.uk](mailto:stuart.carlton@lincolnshire.gov.uk).



## Appendix A(i): Summary Performance Report

Symbol Key		
Performance band	Symbol	Colour
Better than target	+	Green
Worse than target	◆	Red

Performance Indicators - Children and Young People Scrutiny Committee						
Measure Name	Actual Sep 2013	Target Sep 2013	Actual Dec 2013	Target Dec 2013	Head of Service Comment and Action	Scrutiny Committee Date
Number of children subject to a Child Protection Plan per 10,000 children	22.30	20.00	25.84	20.00	<p>There has been an increase in the number of children with a Child Protection Plan compared to October 2013 and is still above target. This is a difficult indicator to manage by target. The reasons can be several and combined; for example earlier recognition that children are suffering significant harm, cases being managed as child Protection rather than Child in Need, an increased number of large sibling groups and better recognition of harm by other agencies. However it should be noted that Lincolnshire's performance is still lower than both its statistical neighbours 34.7 (March 2012) and the all England average 37.8 (March 2012). It is likely that this rate will continue to be higher than the target rate with some fluctuations. Monitoring and auditing of Child Protection cases occurs on a monthly basis with team managers meeting with Case Conference Chairs to discuss individual cases and practise. Heads of service and assistant Directors, at the monthly performance meeting look at themes and trends.</p>	7th March 2014
Scrutiny Committee Outcome						



Performance Indicators - Children and Young People Scrutiny Committee							
Measure Name	Actual Sep 2013	Target Sep 2013	Actual Dec 2013	Target Dec 2013	Head of Service Comment and Action	Scrutiny Committee Date	Scrutiny Committee Outcome
Number of Looked After Children per 10,000 children	40.90	43.00	42.16	43.00	<p>The current performance is 42.16, the target being 43 per 10,000. In terms of actual children 587 were in the care of the Local Authority on the 31 December 2013. The looked after children population is still lower per 10,000 than both the England rate and our statistical neighbours. It is a difficult target to manage as the need to accommodate children has to be met if the circumstances require it.</p> <p>Performance is above target and compares well with national data. This is a result of the careers service work to support NEET young people into learning. However, the high level of unknowns at age 18 may include some NEET, and therefore an improvement in the unknown target may result in an increase in NEET for this age group.</p>	7th March 2014	
Young people aged 16 to 18 years not in education employment or training.	2.92	3.50	3.05	3.50		7th March 2014	

## APPENDIX Aii: Council Priority Activities with comments

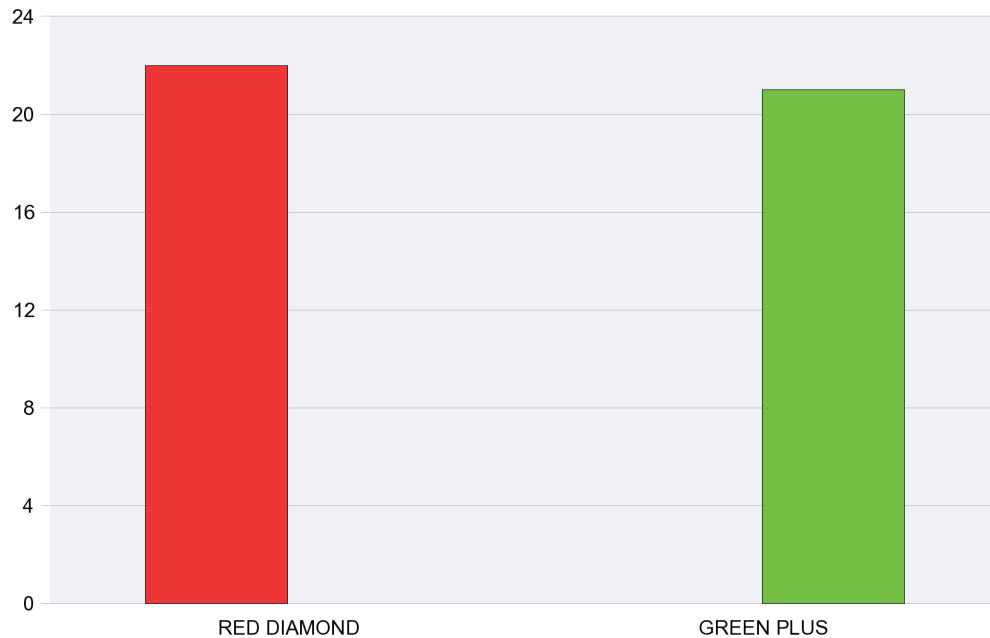
Date created: 22-Jan-14  
Position as at 31-Dec-13

Symbol Key				
+				?
Green - No issues	Blue - No significant concerns	Red - Significant issue(s)	Not yet started	Missing information

Activity Name	Overall Summary		Comment
	Nov 2013	Dec 2013	
Children & Young People Scrutiny Committee			
Programme			
Raising the Participation Age	<div><div></div></div>	<div><div></div></div>	Performance in relation to participation of 16 year olds continues to be good. Preparation for the extension of RPA to 17 year olds from September 2014 continues. Enquiries continue into our responsibilities regarding 18 year olds, the outcome of which may impact on RPA.
Scrutiny Comments: The Committee considered an update on the programme in the quarter 2 performance report received at the meeting on 29 November 2013. The Committee was satisfied with the progress being made on the programme. The issues around this programme will be further discussed as part of the report on Opportunities for Young People Post 16 which will be considered by the Committee at its meeting on 25 April 2014.			
Project			
FWT Troubled Families	<div><div></div></div>	<div><div></div></div>	The project continues to make progress in terms of the numbers of families identified (ahead of target) and classifying those that are being worked with by FWT or already by partner organisations (ahead of target). We exceeded internal targets on the number of outcome claims made in July but are behind national targets and chose not to make any claims in the additional window in October 2013. We do however expect to make a substantial claim in January 2014. The expansion of the Operational team is complete, the majority of which is through secondments from partner organisations, enabling the project to work directly with a larger number of families itself and meet our objectives in the long-term. The project has also been boosted by commitment from central government in the Comprehensive Spending Review to look to expand the Troubled Families Programme in 2015/16.
Scrutiny Comments: The Committee considered this project for the first time at its meeting on 1st March 2013. An update was provided on the project in the quarter 2 performance report received at the meeting on 29 November 2013 and the Committee was satisfied with the progress achieved. The Committee will receive a further report at its meeting on 7 March 2014 to update on what progress has been made on the project.			

Activity Name	Overall Summary		Comment
	Nov 2013	Dec 2013	
Youth and Community Development			<p>The majority of LCC owned youth centre buildings are now in the process of being transferred to community stakeholder control. Of the three remaining, one will be retained and run by LCC and there has recently been interest expressed in the other two.</p> <p>Scrutiny Comments:  The Committee considered a report on the Youth Offer at its meeting on 10 January 2014. The Committee raised concerns about the lack of youth centre provision in some of the most deprived areas of Lincolnshire and engagement with poorer families where a significant number of children and young people live in child poverty. The Committee agreed that there was a need for a more positive approach to ensure these areas are covered and to measure the engagement of children and young people so that outcomes are known.</p>

## Appendix B - Performance Summary



### RED DIAMOND

Measure Name
2016SC: % of referrals to social care that are repeats, within 12 mths (QP7.1)
2023SC: No. subject to a CPP per 10,000 population <18
CS012: % of privately fostered children visited within required timescales
CS043: Primary School persistent absence rate
CS052: % of CwD who participate in their short-term breaks review
CS077: % of open referrals to CWD (excl. OT) and Transition Teams that have a transition plan
CS108: % LAC (> 20 days) with a PEP
CS117: % 16-19 teenage mothers in EET
CS138: Progression by 3 levels in English between KS2 and KS4
CS144: The percentage of LAC with an up-to-date health check
CS145: the percentage of LAC with an up-to-date dental check
CS146: The percentage of LAC with up-to-date routine immunisations
CS160: Percentage of 16 to 18 year-olds whose situation is 'unknown' on Aspire
CS163: Progression by two levels in Reading between Key Stage 1 and Key Stage 2
CS165: % of pupils in good or outstanding schools
CS176: % Academic aged 18, whose situation is 'unknown' on Aspire

Measure Name
CS181: Percentage of Primary Birth Visits Done Within 14 Days
NI053i Percentage of infants being breastfed at 6-8 weeks (breastfeeding prevalence)
NI061 Timeliness and stability of adoption of looked after children
NI065 Children becoming the subject of a Child Protection Plan for a second or subsequent time
NI068 Percentage of referrals to children's social care going on to initial assessment
NI075 Achievement of 5 or more A*-C grades at GCSE or equivalent including English and Maths

## GREEN PLUS

Measure Name
CS118: % 16-19 LDD clients in EET
CS127: % of CWD who've had a transitional annual review
CS137: Percentage of pupils achieving the English Baccalaureate at KS4
CS141: Children's Centres Targeted Reach Achieved
CS155: No. CYP accessing at least one arts/music activity offered by LCC/LSIS
CS156: Number of full Duke of Edinburgh awards gained
CS161: Troubled families programme - number of families worked with
CS167: % of eligible two year-olds who are in receipt of their Early Years Entitlement
CS168: % of 16 year-olds participating in Learning (according to RPA)
CS174: % Academic age 16 - Raising the Participation Age (RPA) cohort, whose situation is 'unknown'
CS175: % Academic aged 17, whose situation is 'unknown' on Aspire
CS178: Young People Not In Education, Employment or Training
CS182: Percentage of 6-8 Week Visits Completed Within Timescales.
NI059P Percentage of Initial assessments for children's social care carried out < 10 working days
NI060 Percentage core assessments for children's social care carried out < 35 working days
NI062 Stability of placements of looked after children: number of moves
NI064 Child protection plans lasting 2 years or more
NI087 Secondary school persistent absence rate
NI102i Achievement gap between disadvantaged pupils and their peers (KS2)
NI107gie %ge point gap KS2 level 4+ English & Maths - Any Other White Background
PAF C23 (BV163): Adoptions of LAC

Performance Report - Quarter 3 - 2013/14

Janice Spencer

RED DIAMOND

2016SC: % of referrals to social care that are repeats, within 12 mths (QP7.1)

Owner : Jo Kavanagh

Polarity: Smaller is Better

Unit: %

	30/04/13	31/05/13	30/06/13	31/07/13	31/08/13	30/09/13	31/10/13	30/11/13	31/12/13	31/01/14	28/02/14	31/03/14
Actual			17.9			19.02			19.35			
Target			18			18			18			18
Symbol												

Latest Comments:

Comment Author: Jo Kavanagh - Comment Subject: Head of Service Commentary

There has been a further increase in repeat referrals again this month. Since June when the re-referral rate was within target, total referrals have increased from 5699 to 6190 in December, re-referrals have also increased from 1018 in June to 1198 in December. Further exploration work is being undertaken within localities to ensure cases that are being stepped down appropriately and closed when needs are met.

## Performance Report - Quarter 3 - 2013/14

2023SC: No. subject to a CPP per 10,000 population <18

Owner : Roz Cordy

Polarity: Smaller is Better

Unit: Number per 10,000

CBP

CYPP



	30/04/13	31/05/13	30/06/13	31/07/13	31/08/13	30/09/13	31/10/13	30/11/13	31/12/13	31/01/14	28/02/14	31/03/14
Actual			26.2			22.3			25.84			
Target			20			20			20			20
Symbol			❖			❖			❖			■

### Latest Comments:

Comment Author: Roz Cordy - Comment Subject: Head of Service Commentary

There has been an increase in the number of children with a Child Protection Plan compared to October 2013 and is still above target. This is a difficult indicator to manage by target. The reasons can be several and combined; for example earlier recognition that children are suffering significant harm, cases being managed as child Protection rather than Child in Need, an increased number of large sibling groups and better recognition of harm by other agencies. However it should be noted that Lincolnshire's performance is still lower than both its statistical neighbours 34.7 (March 2012) and the all England average 37.8 (March 2012). It is likely that this rate will continue to be higher than the target rate with some fluctuations.

Monitoring and auditing of Child Protection cases occurs on a monthly basis with team managers meeting with Case Conference Chairs to discuss individual cases and practise. Heads of service and assistant Directors, at the monthly performance meeting look at themes and trends.

Page 68

## 2012: % of privately fostered children visited within required timescales

Owner : John Harris

Polarity: Bigger is Better

Unit: %

	30/04/13	31/05/13	30/06/13	31/07/13	31/08/13	30/09/13	31/10/13	30/11/13	31/12/13	31/01/14	28/02/14	31/03/14
Actual			81.48			83.78			80.85			
Target			85			85			85			85
Symbol			❖			●			❖			■

### Latest Comments:

Comment Author: John Harris - Comment Subject: Head of Service Commentary

the performance has dipped slightly in this quarter with 1 additional visit occurring out of timescale. During the year 2013/14, 9 privately fostered children have had a regulatory visit recorded outside of the timescales, which are 6 weekly for the first year of placement. 3 of these cases were closed and others had visits that were completed but not entered into the system within that time frame. All subsequent visits for those children occurred within timescale. The service has identified a tracker whose function is to follow up all visits due and ask the Social Worker to complete and enter the visit within the due date.



## Performance Report - Quarter 3 - 2013/14

### CS144: The percentage of LAC with an up-to-date health check

Owner : Tara Jones

Polarity: Bigger is Better

Unit: %

	30/04/13	31/05/13	30/06/13	31/07/13	31/08/13	30/09/13	31/10/13	30/11/13	31/12/13	31/01/14	28/02/14	31/03/14
Actual			89.4			89.8			90.5			
Target			96			96			96			96
Symbol			◆			◆			◆			■

#### Latest Comments:

Comment Author: Richard Porter - Comment Subject: Head of Service Commentary

Performance in this quarter is 4.5% below target of which 1.72% are the young people who exercise their right to refuse a health assessment. These young people are within the 16 to 17 year age range. Difficulties continue with the availability of identified GP's to complete the assessments in a timely manner. This has been highlighted as a concern in the recent inspection of Health by the Care Quality Commission. An action plan is being drawn up by health to ensure a prompt response to both initial and review assessments. Existing social care procedures have been updated and circulated to all staff, to ensure that wherever a planned admission to care has been agreed, consent for a health assessments is sought prior to the child's placement. All Social Care Teams have a robust system in place and dedicated Business support personnel, to monitor performance. However, due to capacity issues with the vulnerable children's administrators, delays have been caused and paperwork has not been processed in a prompt manner. This is concerning and I have now been re-assured by the Lead nurse that this has improved. [comment from Tara Jones]

### CS145: the percentage of LAC with an up-to-date dental check

Owner : Tara Jones

Polarity: Bigger is Better

Unit: %

	30/04/13	31/05/13	30/06/13	31/07/13	31/08/13	30/09/13	31/10/13	30/11/13	31/12/13	31/01/14	28/02/14	31/03/14
Actual			92.8			88.1			85.6			
Target			96			96			96			96
Symbol			◆			◆			◆			■

CYPP ✓

#### Latest Comments:

Comment Author: Richard Porter - Comment Subject: Head of Service Commentary

Performance is below target. These figures are also impacted by the number of young people who exercise their right to refuse a dental appointment, although every effort is made to encourage attendance. It is disappointing to see a drop in this quarter's performance, but am re-assured that this is mainly due to inputting errors in ICS and performance will improve by the year end. [comment from Tara Jones]

## Performance Report - Quarter 3 - 2013/14

### CS146: The percentage of LAC with up-to-date routine immunisations

Owner : Tara Jones

Polarity: Bigger is Better

Unit:

CYPP



	30/04/13	31/05/13	30/06/13	31/07/13	31/08/13	30/09/13	31/10/13	30/11/13	31/12/13	31/01/14	28/02/14	31/03/14
Actual			91.3			91.8			85.7			
Target			96			96			96			96
Symbol			❖			❖			❖			■

#### Latest Comments:

Comment Author: Richard Porter - Comment Subject: Head of Service Commentary

Performance is below target. A substantial proportion of the young people looked after are within the age range where they do not require immunisations each year. A review of this performance evidences that we need to be robust in reviewing ICS data to ensure that where no immunisations are due, the system is updated to reflect that they are up to date. There is no evidence to indicate that young people have not had their immunisations and the failure to meet the target has been in the area of recording on ICS. Business Support have been advised to ensure that when entering the health assessments onto ICS, the immunisations are routinely updated. [comment from Tara Jones]

### Page 30

### CS061 Timeliness and stability of adoption of looked after children

Owner : Tara Jones

Polarity: Bigger is Better

Unit: %

	30/04/13	31/05/13	30/06/13	31/07/13	31/08/13	30/09/13	31/10/13	30/11/13	31/12/13	31/01/14	28/02/14	31/03/14
Actual			71.4			73.3			83.67			
Target			90			90			90			90
Symbol			❖			❖			❖			■

#### Latest Comments:

Comment Author: Richard Porter - Comment Subject: Head of Service Commentary

There has been a pleasing rise in performance in this quarter. This is due to the increased number of children being adopted which offset a small number of older children, or those with complex health needs, who successfully achieve adoption but over longer timescales than is set out in the measure. The service could have changed these children's plans away from adoption, to permanent fostering and this would have taken them out of the cohort for this measure. However adoption remained the best option for these children and successful outcomes were achieved. Given the high number of links and adoption hearings coming up, it is anticipated that end of year performance will continue to improve, but will fall just below the target at 86%. [comment from Tara Jones]

## Performance Report - Quarter 3 - 2013/14

NI065 Children becoming the subject of a Child Protection Plan for a second or subsequent time

Owner : Roz Cordy

Polarity: Smaller is Better

Unit: %

	30/04/13	31/05/13	30/06/13	31/07/13	31/08/13	30/09/13	31/10/13	30/11/13	31/12/13	31/01/14	28/02/14	31/03/14
Actual			10.9			15.08			16.09			
Target			14			14			14			14
Symbol			+			+			+			

### Latest Comments:

Comment Author: Roz Cordy - Comment Subject: Head of Service Commentary

The number of children subject to a child protection plan for a second or subsequent time has continued to rise. The actual figure is 65 children out of a total of 404. Executive DMT asked for a review of all cases where there was a second or subsequent plan in the last two years. The review found that in the second plan was appropriate, but recommended that signs of safety mapping is completed before the team manager's makes a decision to take the case to initial case conference, this recommendation was endorsed.

## NI068 Percentage of referrals to children's social care going on to initial assessment

Owner : Jo Kavanagh

Polarity: Bigger is Better

Unit: %

	30/04/13	31/05/13	30/06/13	31/07/13	31/08/13	30/09/13	31/10/13	30/11/13	31/12/13	31/01/14	28/02/14	31/03/14
Actual			84.34			90.61			72.39			
Target			82			82			82			82
Symbol			+			+			+			

### Latest Comments:

Comment Author: Jo Kavanagh - Comment Subject: Head of Service Commentary

The drop in performance in this referrals to initial assessments indicator is because we stopped doing initial assessments from October 2013. This was replaced by the continuous assessment framework. The definition of this performance indicator does not include this new assessment process in the calculation, so our performance looks worse here than it really is. Taking into account the new continuous process, our performance figure for December 2013 is 83% - which is better than our target. So we do not believe there is a cause for concern here, just a definitional issue with the indicator. From Quarter 4 we will change this performance indicator to include the continuous assessments in our calculations - so the reported data will be an accurate reflection of current practice. This change of definition will align us with national analysis - in the statutory return at the end of the year when the DfE look at referrals to assessment they will include both initial and continuous assessments.

# Performance Report - Quarter 3 - 2013/14





GREEN PLUS

## Ni059P Percentage of Initial assessments for children's social care carried out < 10 working days

Owner : Jo Kavanagh

Polarity: Bigger is Better

Unit: %

	30/04/13	31/05/13	30/06/13	31/07/13	31/08/13	30/09/13	31/10/13	30/11/13	31/12/13	31/01/14	28/02/14	31/03/14
Actual			87.24			91.21			91.73			
Target			85			85			85			85
Symbol												

### Latest Comments:

Comment Author: Jo Kavanagh - Comment Subject: Head of Service Commentary

Again this performance has improved reflecting the on going commitment to assess children and young people within the required timescales.





Page 32

## Ni060 Percentage core assessments for children's social care carried out < 35 working days

Owner : Jo Kavanagh

Polarity: Bigger is Better

Unit: %

	30/04/13	31/05/13	30/06/13	31/07/13	31/08/13	30/09/13	31/10/13	30/11/13	31/12/13	31/01/14	28/02/14	31/03/14
Actual			85.67			87.3			89.16			
Target			85			85			85			85
Symbol												

### Latest Comments:

Comment Author: Jo Kavanagh - Comment Subject: Head of Service Commentary

Again this performance has improved demonstrating the importance of assessing children's needs in accordance with the timescales required.

## Performance Report - Quarter 3 - 2013/14

### NI062 Stability of placements of looked after children: number of moves

Owner : John Harris

Polarity: Smaller is Better

Unit: %

	30/04/13	31/05/13	30/06/13	31/07/13	31/08/13	30/09/13	31/10/13	30/11/13	31/12/13	31/01/14	28/02/14	31/03/14
Actual			0.85			2.63			6.45			
Target			8			8			8			8
Symbol			+			+			+			

#### Latest Comments:

Comment Author: Richard Porter - Comment Subject: Head of Service Commentary

the indicator is a cumulative one and at this point is within target . However there has been a marked deterioration in the past quarter at a time when numbers of children looked after have gradually risen. This has meant that some placements have not been effectively matched upon entry into care and is also indicative a small group of young people who struggle to cope within foster placements. It is also important to note that 9 of this group of 38 children have been successfully placed for adoption,4 of whom had previously been placed as a first placement in a parent and child foster placement.

Unfortunately, there is the potential for this indicator to deteriorate in the final quarter. [comment from John Harris]

### Pa 98 33

### NI064 Child protection plans lasting 2 years or more

Owner : Roz Cordy

Polarity: Smaller is Better

Unit: %

	30/04/13	31/05/13	30/06/13	31/07/13	31/08/13	30/09/13	31/10/13	30/11/13	31/12/13	31/01/14	28/02/14	31/03/14
Actual			6.9			5.36			3.81			
Target			4			4			4			4
Symbol			◆			◆			+			

#### Latest Comments:

Comment Author: Roz Cordy - Comment Subject: Head of Service Commentary

The number of children who have been on a child protection plan for two years or more has decreased as predicted. The number remains low. The cases are regularly reviewed on a multi agency basis to ensure the right intervention is being undertaken. Executive DMT recently requested a re3view of all the cases to ensure the right intervention is in place.

## Performance Report - Quarter 3 - 2013/14

PAF C23 (BV163): Adoptions of LAC

Owner : Tara Jones

Polarity: Bigger is Better

Unit: %

	30/04/13	31/05/13	30/06/13	31/07/13	31/08/13	30/09/13	31/10/13	30/11/13	31/12/13	31/01/14	28/02/14	31/03/14
Actual			3.8			10.19			15.82			
Target			3			6			9			12
Symbol			+			+			+			<div></div>

### Latest Comments:

Comment Author: Richard Porter - Comment Subject: Head of Service Commentary

Performance has exceeded the target for this quarter and is likely to continue to do so by the year end. This is due to effective management of timescales, links and timely adoption orders being granted. The adoption reform grant has assisted in increasing social work capacity and family finding activity, which is reflected in this quarter's figure. Performance in this area remains strong against regional and national comparators. [comment from Tara Jones]

Performance Report - Quarter 3 - 2013/14

BLUE CIRCLE

2042SC: LAC per 10,000 population aged under 18

Owner : Roz Cordy

Polarity: Smaller is Better

Unit: Number per 10,000

CBP



CYPP



	30/04/13	31/05/13	30/06/13	31/07/13	31/08/13	30/09/13	31/10/13	30/11/13	31/12/13	31/01/14	28/02/14	31/03/14
Actual			41.6			40.9			42.16			
Target			43			43			43			43
Symbol			+			+			●			■

Latest Comments:

Comment Author: Roz Cordy - Comment Subject: Head of Service Commentary

The current performance is 42.16, the target being 43 per 10,000. In terms of actual children 587 were in the care of the Local Authority on the 31 December 2013. The looked after children population is still lower per 10,000 than both the England rate and our statistical neighbours.  
It is a difficult target to manage as the need to accommodate children has to be met if the circumstances require it.

Page 55

CS179: Care Leavers In Suitable Accommodation

Owner : John Harris

Polarity: Bigger is Better

Unit: %

	30/04/13	31/05/13	30/06/13	31/07/13	31/08/13	30/09/13	31/10/13	30/11/13	31/12/13	31/01/14	28/02/14	31/03/14
Actual			90.48			88			89.84			
Target			90			90			90			
Symbol			●			◆			●			

No Comment Required (on target)

-




## Performance Report - Quarter 3 - 2013/14

### CS180: Care Leavers in Education, Employment or Training

Owner : John Harris

Polarity: Bigger is Better

Unit: %

	30/04/13	31/05/13	30/06/13	31/07/13	31/08/13	30/09/13	31/10/13	30/11/13	31/12/13	31/01/14	28/02/14	31/03/14
Actual			61.27			66			64.76			
Target			65			65			65			
Symbol												





No Comment Required (on target)

### NI063 Stability of placements of looked after children: length of placement

Owner : John Harris

Polarity: Bigger is Better

Unit: %

	30/04/13	31/05/13	30/06/13	31/07/13	31/08/13	30/09/13	31/10/13	30/11/13	31/12/13	31/01/14	28/02/14	31/03/14
Actual			67.86			67.07			69.41			
Target			71			71			71			71
Symbol												

No Comment Required (on target)







## Performance Report - Quarter 3 - 2013/14

PAF B79: Fostering/adoption of LAC aged 10 to <16

Owner : John Harris

Polarity: Bigger is Better

Unit: %

	30/04/13	31/05/13	30/06/13	31/07/13	31/08/13	30/09/13	31/10/13	30/11/13	31/12/13	31/01/14	28/02/14	31/03/14
Actual			87.63			86.46			87.05			
Target			88			88			88			88
Symbol												
No Comment Required (on target)												
-												

# Performance Report - Quarter 3 - 2013/14

Stuart Carlton


RED DIAMOND

CS052: % of CwD who participate in their short-term breaks review

Owner : Sheridan Dodsworth

Polarity: Bigger is Better

Unit: %

	30/04/13	31/05/13	30/06/13	31/07/13	31/08/13	30/09/13	31/10/13	30/11/13	31/12/13	31/01/14	28/02/14	31/03/14
Actual			83.3			83.3			80.8			
Target			94			94			94			94
Symbol												

## Latest Comments:

Comment Author: Sheridan Dodsworth - Comment Subject: Head of Service Commentary

The indicator is currently under-performing by just over 13% and is almost 3% lower than last quarter. This is unusual as nearly all children having Short Breaks take part in their Reviews or have their views represented by a parent or advocate.

Those children who appeared not to have taken part in their Review have been considered in further detail. The under-performance related to fifteen children who appeared not to have participated in their Short Breaks' Review. On reviewing the information for each of the fifteen children it is confirmed that all of them did in fact participate in their Reviews, or had their views represented, but the wrong code had been recorded on the child's record. This data has now been corrected.

The Team has received both written and verbal reminders of the need to record codes accurately. A Practice Supervisor is making monthly checks to ensure that this data is being recorded accurately. This should ensure that the report reflects the actual numbers of children participating in their Short Breaks reviews which, in reality, continues to be high and is above target.





## Performance Report - Quarter 3 - 2013/14

CS077: % of open referrals to CWD (excl. OT) and Transition Teams that have a transition plan

Owner : Sheridan Dodsworth

Polarity: Bigger is Better

Unit: %

	30/04/13	31/05/13	30/06/13	31/07/13	31/08/13	30/09/13	31/10/13	30/11/13	31/12/13	31/01/14	28/02/14	31/03/14
Actual			92.9			88.9			76.7			
Target			97			97			97			97
Symbol												

### Latest Comments:

Comment Author: Sheridan Dodsworth - Comment Subject: Head of Service Commentary

This indicator is under-performing by just over 20% in Quarter 3.

All children's records have been reviewed. Ten of the children included in the 20% have not yet reached the age of 14 (some are still only 13.5 years) or have only recently turned 14 and therefore were not yet, or only just due their Transitional Review. The remaining young people have been recorded inaccurately on the Integrated Children's System (ICS). Each of these records is being amended by the individual practitioners.

The team has received both verbal and written reminders about recording as it is essential that they complete entries in three separate areas of ICS to ensure that the report pulls through accurate data. A Practice Supervisor will be making monthly checks to ensure that data is being recorded in all the relevant fields.

The Children with Disabilities Team continues to work closely with schools to ensure that Transitional Reviews are scheduled by the schools and Transition Plans are drawn up following the review process. As the academic year progresses the target of 97% will be met as Transitional Reviews take place and plans are identified.

## Performance Report - Quarter 3 - 2013/14

CS108: % LAC (> 20 days) with a PEP

Owner : Karen Bailey

Polarity: Bigger is Better

Unit: %

CYPP



	30/04/13	31/05/13	30/06/13	31/07/13	31/08/13	30/09/13	31/10/13	30/11/13	31/12/13	31/01/14	28/02/14	31/03/14
Actual			91.18			79.08			83.98			
Target			94			94			94			94
Symbol												

### Latest Comments:

Comment Author: Richard Porter - Comment Subject: Head of Service Commentary

The ePEP performance at 83.98% is below target by 10.02%.

This is due to the ongoing upgrade issues with the ePEP system. To improve performance Mouchel are moving the ePEP system to a high grade server. This work will take place during the February school holiday to avoid disruption.  
[comment from Karen Bailey]

## Performance Report - Quarter 3 - 2013/14

GREEN PLUS

### CS127: % of CWD who've had a transitional annual review

Owner : Sheridan Dodsworth		Polarity: Bigger is Better					Unit: %					
	30/04/13	31/05/13	30/06/13	31/07/13	31/08/13	30/09/13	31/10/13	30/11/13	31/12/13	31/01/14	28/02/14	31/03/14
Actual			90.48			93.1			89.29			
Target			85			85			85			85
Symbol			+			+			+			<div></div>

#### Latest Comments:

Comment Author: Sheridan Dodsworth - Comment Subject: Head of Service Commentary

This indicator is over-performing by over 4%. It is testament to the continued efforts of the Children with Disabilities Team who work closely with schools to ensure that children open to the team have their Annual Transitional Review.

The Transitional Review is an essential part of the planning for a young person's transition into adulthood to ensure that the appropriate needs, and services to meet those needs, have been identified well before the child moves from Children's Services. It also allows time for parents or carers to prepare for the way in which their young person will be supported once they reach adulthood. The Team recognises the significance of this period of change and makes it a priority to ensure that young people have their annual review.

### CS141: Children's Centres Targeted Reach Achieved

Owner : Cornelia Andrecut

Polarity: Bigger is Better

Unit:

	30/04/13	31/05/13	30/06/13	31/07/13	31/08/13	30/09/13	31/10/13	30/11/13	31/12/13	31/01/14	28/02/14	31/03/14
Actual			69.9			78			79.9			
Target			75			75			75			75
Symbol			◆			+			+			

#### Latest Comments:

Comment Author: Cornelia Andrecut - Comment Subject: Head of Service Commentary

Performance has improved since last quarter and stands at 79.90% (which is 4.9% over the target of 75%). It is expected that this will continue to improve as all locality teams actively work on improving this target and they receive support from the Children's Centres Hub and Performance Assurance Team to ensure the information is accurately captured and reported. Localities actively work on increasing participation and engagement and ensuring that Lincolnshire families are able to access all the early childhood services they need through children's centres.

## Performance Report - Quarter 3 - 2013/14

### CS156: Number of full Duke of Edinburgh awards gained

Owner : Jo Kavanagh

Polarity: Bigger is Better

Unit: Number

	30/04/13	31/05/13	30/06/13	31/07/13	31/08/13	30/09/13	31/10/13	30/11/13	31/12/13	31/01/14	28/02/14	31/03/14
Actual			162			408			881			
Target			250			500			750			1,000
Symbol			◆			◆			+			■

#### Latest Comments:

Comment Author: Jo Kavanagh - Comment Subject: Head of Service Commentary

The numbers of young people engaged in Duke of Edinburgh continues to increase year on year and this increase in performance reflects the positive experience it offers and the high demand for the programme.

### CS161: Troubled families programme - number of families worked with

Owner : Jo Kavanagh

Polarity: Bigger is Better

Unit: Number

	30/04/13	31/05/13	30/06/13	31/07/13	31/08/13	30/09/13	31/10/13	30/11/13	31/12/13	31/01/14	28/02/14	31/03/14
Actual			616			716			938			
Target			457			548			693			892
Symbol			+			+			+			■

#### Latest Comments:

Comment Author: Jo Kavanagh - Comment Subject: Head of Service Commentary





This over performance is positive and demonstrates that we have made more progress than expected at this stage in the 3 year programme.

## Performance Report - Quarter 3 - 2013/14

### BLUE CIRCLE

#### NI066 Looked after children cases which were reviewed within required timescales

Owner : David McWilliams      Polarity: Bigger is Better      Unit: %





	30/04/13	31/05/13	30/06/13	31/07/13	31/08/13	30/09/13	31/10/13	30/11/13	31/12/13	31/01/14	28/02/14	31/03/14
Actual			100			99.62			99.76			
Target			100			100			100			100
Symbol												

No Comment Required (on target)

-

#### NI067 Percentage of child protection cases which were reviewed within required timescales

Owner : David McWilliams      Polarity: Bigger is Better      Unit: %

	30/04/13	31/05/13	30/06/13	31/07/13	31/08/13	30/09/13	31/10/13	30/11/13	31/12/13	31/01/14	28/02/14	31/03/14
Actual			98			97.72			98.1			
Target			100			100			100			100
Symbol												

No Comment Required (on target)

-

Performance Report - Quarter 3 - 2013/14

PAF C63: Participation of LAC in reviews

Owner : David McWilliams		Polarity: Bigger is Better										Unit: %	
		30/04/13	31/05/13	30/06/13	31/07/13	31/08/13	30/09/13	31/10/13	30/11/13	31/12/13	31/01/14	28/02/14	31/03/14
Actual				99.73			99.86			99.91			
Target				100			100			100			100
Symbol				<div></div>			<div></div>			<div></div>			<div></div>
No Comment Required (on target)													



# Performance Report - Quarter 3 - 2013/14

Keith Batty

RED DIAMOND

## CS043: Primary School persistent absence rate

Owner : John O'Connor

Polarity: Smaller is Better

Unit: %

	30/04/13	31/05/13	30/06/13	31/07/13	31/08/13	30/09/13	31/10/13	30/11/13	31/12/13	31/01/14	28/02/14	31/03/14
Actual					3.9							
Target					3							
Symbol					◆							

### Latest Comments:

Comment Author: John O'Connor - Comment Subject: Head of Service Commentary

It is expected that the end of year performance will be very close to the original challenging target set, current estimates place performance at 3.1%. Whilst the majority of primary schools are still maintained by the local authority about 25% are not. In response to this the inclusion and attendance team have introduced an annual challenge to all state-funded schools (Paintained and academies) where persistent absence is high or where there are children identified at risk of missing education due to low attendance.

45

## CS138: Progression by 3 levels in English between KS2 and KS4

Owner : Tim Culpin

Polarity: Bigger is Better

Unit:

	30/04/13	31/05/13	30/06/13	31/07/13	31/08/13	30/09/13	31/10/13	30/11/13	31/12/13	31/01/14	28/02/14	31/03/14
Actual					69							
Target					75							
Symbol					◆							

### Latest Comments:

Comment Author: Tim Culpin - Comment Subject: Head Of Service Commentary

National figure in 2013 was 70.4. This will continue to be a focus in 2014

## Performance Report - Quarter 3 - 2013/14

CS160: Percentage of 16 to 18 year-olds whose situation is 'unknown' on Aspire

Owner : Maggie Freeman

Polarity: Smaller is Better

Unit: %

	30/04/13	31/05/13	30/06/13	31/07/13	31/08/13	30/09/13	31/10/13	30/11/13	31/12/13	31/01/14	28/02/14	31/03/14
Actual			10.97			40.24			14.71			
Target			10			30			9			8
Symbol			◆			◆			◆			■

### Latest Comments:

Comment Author: Maggie Freeman - Comment Subject: Head of Service Commentary

The significant underperformance relates to 18 year olds. The DfE decided that they were no longer able to share UCAS data regarding students entering higher education with us. It is difficult to contact these young people as most of them will in fact have moved address in order to take up a university place. Our performance in relation to 16 and 17 year olds compares well with national data due to a decision to prioritise those groups to ensure we meet our statutory duties in relation to Raising the Participation Age. We have recently secured additional resource to focus on 18 year olds which will assist us to improve performance. The HE data will remain an issue.

## Page 46

CS163: Progression by two levels in Reading between Key Stage 1 and Key Stage 2

Owner : Tim Culpin

Polarity: Bigger is Better

Unit: %

	30/04/13	31/05/13	30/06/13	31/07/13	31/08/13	30/09/13	31/10/13	30/11/13	31/12/13	31/01/14	28/02/14	31/03/14
Actual					90							
Target					92							
Symbol					◆							

### Latest Comments:

Comment Author: Richard Porter - Comment Subject: Head Of Service Commentary

The Lincolnshire figure did decrease by 1% from 91 in 2012 to 90 in 2013, however here was a drop in the national figure by 2% from 90 to 88. Lincolnshire remains 2% above national and above all its statistical neighbours and improved its national ranking from 35th in 2012 to 30th in 2013. [comment on behalf of Tim Culpin]





# Performance Report - Quarter 3 - 2013/14

CS165: % of pupils in good or outstanding schools

Owner : Tim Culpin

Polarity: Bigger is Better

Unit: %

	30/04/13	31/05/13	30/06/13	31/07/13	31/08/13	30/09/13	31/10/13	30/11/13	31/12/13	31/01/14	28/02/14	31/03/14
Actual			79.1			78.36			78.23			
Target			80			80			80			80
Symbol												

## Latest Comments:

Comment Author: Richard Porter - Comment Subject: Head Of Service Commentary





Changes in the OfSTED framework in September 2013 have meant that the inspections are more challenging. On 31st December 2013 100% of nursery schools, 95% of special, 81% of primary and 67% of secondary schools were graded good or better. We continue to provide schools with support and challenge through the Education Advisers and to have discussions with academies when there is a cause for concern. [comment on behalf of Tim Culpin]

CS176: % Academic aged 18, whose situation is 'unknown' on Aspire

Owner : Maggie Freeman

Polarity: Smaller is Better

Unit: %

	30/04/13	31/05/13	30/06/13	31/07/13	31/08/13	30/09/13	31/10/13	30/11/13	31/12/13	31/01/14	28/02/14	31/03/14
Actual			19.06			64.58			33.13			
Target			19			30			18.6			18.2
Symbol												

## Latest Comments:

Comment Author: Maggie Freeman - Comment Subject: Head of Service Commentary

The decision by DfE to discontinue sharing UCAS data regarding young people who have accessed HE (as they have done in previous years) has significantly impacted on performance. These young people are difficult to contact as many will have moved to take up their university place. We are investigating ways to address this. In addition we have secured additional resource to support 18 year olds which will assist in improving performance. A national data sharing agreement has also been put in place with DWP and local authorities to enable Job Centre Plus to share data regarding benefits claimants

## Performance Report - Quarter 3 - 2013/14

NI075 Achievement of 5 or more A\*-C grades at GCSE or equivalent including English and Maths

Owner : Tim Culpin

Polarity: Bigger is Better

Unit: %

CBP



CYPP



	30/04/13	31/05/13	30/06/13	31/07/13	31/08/13	30/09/13	31/10/13	30/11/13	31/12/13	31/01/14	28/02/14	31/03/14
Actual					61.8							
Target					65							
Symbol												

### Latest Comments:

Comment Author: Richard Porter - Comment Subject: Head Of Service Commentary

Although below target, Lincolnshire was again above the national figure in 2013. We will continue to provide schools with support and challenge through the Education Advisers and to have discussions with academies when there is a cause for concern. [comment on behalf of Tim Culpin]

# Performance Report - Quarter 3 - 2013/14

GREEN PLUS

CS118: % 16-19 LDD clients in EET

Owner : Maggie Freeman			Polarity: Bigger is Better					Unit: %				
	30/04/13	31/05/13	30/06/13	31/07/13	31/08/13	30/09/13	31/10/13	30/11/13	31/12/13	31/01/14	28/02/14	31/03/14
Actual			86.7			73.32			94.69			
Target			90			70			92			94
Symbol			<div></div>			<div></div>			<div></div>			<div></div>

## Latest Comments:

Comment Author: Maggie Freeman - Comment Subject: Head of Service Commentary

Significant work has been undertaken to implement the Lincolnshire Strategy for Post 16 Learners with Learning Difficulties and/or Disabilities which has resulted in improved availability, quality and range of opportunities for these young people in locations close to where they live.

Page 49

CS137: Percentage of pupils achieving the English Baccalaureate at KS4

Owner : Tim Culpin		Polarity: Bigger is Better		Unit: %	
				CYPP	
				✓	

	30/04/13	31/05/13	30/06/13	31/07/13	31/08/13	30/09/13	31/10/13	30/11/13	31/12/13	31/01/14	28/02/14	31/03/14
Actual					27.2							
Target					22							
Symbol					+							

## Latest Comments:

Comment Author: Tim Culpin - Comment Subject: Head Of Service Commentary

Achievement well above target and above national figure

## Performance Report - Quarter 3 - 2013/14

CS155: No. CYP accessing at least one arts/music activity offered by LCC/LSIS

CYPP

Owner : John O'Connor

Polarity: Bigger is Better

Unit: Number



	30/04/13	31/05/13	30/06/13	31/07/13	31/08/13	30/09/13	31/10/13	30/11/13	31/12/13	31/01/14	28/02/14	31/03/14
Actual								19,134				
Target								12,500				
Symbol								+				

### Latest Comments:

Comment Author: John O'Connor - Comment Subject: Head of Service Commentary

There are no known issues with achieving this performance at the end of the year.

CS167: % of eligible two year-olds who are in receipt of their Early Years Entitlement

Owner : Stephanie Douglas

Polarity: Bigger is Better

Unit: %

	30/04/13	31/05/13	30/06/13	31/07/13	31/08/13	30/09/13	31/10/13	30/11/13	31/12/13	31/01/14	28/02/14	31/03/14
Actual						79.4			93.2			
Target			70			75			80			85
Symbol			?			●			+			■

### Latest Comments:

Comment Author: Stephanie Douglas - Comment Subject: Head of Service Commentary

By 15 January 2014, 1183 (93.29%) from the target cohort of 1268 children had been allocated places and an additional 568 children had been placed from the increase to 40% 2014 criteria. This puts Lincolnshire in an advantageous position, by developing and implementing strategies early, in order to achieve the target to fund 40% of the most disadvantaged children by September 2014.

## Performance Report - Quarter 3 - 2013/14

CS168: % of 16 year-olds participating in Learning (according to RPA)

Owner : Maggie Freeman		Polarity: Bigger is Better					Unit: %					
	30/04/13	31/05/13	30/06/13	31/07/13	31/08/13	30/09/13	31/10/13	30/11/13	31/12/13	31/01/14	28/02/14	31/03/14
Actual			91.47			68.05			94.55			
Target			87			87			87			94
Symbol			+			◆			+			■

### Latest Comments:

Comment Author: Maggie Freeman - Comment Subject: Head of Service Commentary

Significant work has taken place to ensure young people, parents, schools and other partners were made aware of the new duty to participate in learning. The careers service prioritised work to support young people not in education and training at age 16 and 17, and as a result performance is above target.

CS174: % Academic age 16 - Raising the Participation Age (RPA) cohort, whose situation is 'unknown'

Owner : Maggie Freeman

Polarity: Smaller is Better

Unit: %

	30/04/13	31/05/13	30/06/13	31/07/13	31/08/13	30/09/13	31/10/13	30/11/13	31/12/13	31/01/14	28/02/14	31/03/14
Actual			4.28			30.76			3.07			
Target			3.8			15			3.5			3
Symbol												

Page 1

### Latest Comments:

Comment Author: Richard Porter - Comment Subject: Head of Service Commentary

Performance is slightly better than target. This is a result of the prioritising the work of the careers service to supporting NEET age 16 and 17, to ensure that we meet our statutory duties in relation to encourage and support young people to participate in line with Raising the Participation Age. [comment on behalf of Maggie Freeman]

## Performance Report - Quarter 3 - 2013/14

CS175: % Academic aged 17, whose situation is 'unknown' on Aspire

Owner : Maggie Freeman      Polarity: Smaller is Better      Unit: %

	30/04/13	31/05/13	30/06/13	31/07/13	31/08/13	30/09/13	31/10/13	30/11/13	31/12/13	31/01/14	28/02/14	31/03/14
Actual			9.17			24.72			7.27			
Target			8			15			7.6			7
Symbol			◆			◆			+			■

### Latest Comments:

Comment Author: Richard Porter - Comment Subject: Head of Service Commentary

Performance is slightly better than target and is a result of the fact that the careers service have prioritised working with NEET aged 16 and 17 to ensure we meet our duties to encourage and support young people to meet their duty to participate in line with Raising the Participation Age [comment on behalf of Maggie Freeman]

CS178: Young People Not In Education, Employment or Training

Owner : Maggie Freeman      Polarity: Smaller is Better      Unit: %

	30/04/13	31/05/13	30/06/13	31/07/13	31/08/13	30/09/13	31/10/13	30/11/13	31/12/13	31/01/14	28/02/14	31/03/14
Actual			3.27			2.92			3.05			
Target			3.5			3.5			3.5			3.5
Symbol			+			+			+			■

### Latest Comments:

Comment Author: Richard Porter - Comment Subject: Head of Service Commentary

Performance is better than target and compares well with national data. This is a result of the careers service work to support NEET young people into learning. However, the high level of unknowns at age 18 may include some NEET, and therefore an improvement in the unknown target may result in an increase in NEET for this age group. [comment on behalf of Maggie Freeman]



# Performance Report - Quarter 3 - 2013/14

NI087 Secondary school persistent absence rate

Owner : John O'Connor

Polarity: Smaller is Better

Unit: %

	30/04/13	31/05/13	30/06/13	31/07/13	31/08/13	30/09/13	31/10/13	30/11/13	31/12/13	31/01/14	28/02/14	31/03/14
Actual					6.6							
Target					7							
Symbol					+							

## Latest Comments:

Comment Author: John O'Connor - Comment Subject: Head of Service Commentary

It is expected that the end of year performance will not meet the original challenging target set, current estimates place performance at 7.4%. The majority of secondary schools are now academies over which the local authority has no jurisdiction. However, the inclusion and attendance team have introduced an annual challenge to all state-funded schools (maintained and academies) where persistent absence is high or where there are children identified at risk of missing education due to low attendance. Inadequate response/actions from all institutes will be challenged either through the local authority or the education funding agency.

NI02i Achievement gap between disadvantaged pupils and their peers (KS2)

Owner : Tim Culpin

Polarity: Smaller is Better

Unit: %

	30/04/13	31/05/13	30/06/13	31/07/13	31/08/13	30/09/13	31/10/13	30/11/13	31/12/13	31/01/14	28/02/14	31/03/14
Actual					15							
Target					18							
Symbol					+							

CBP ✓

CYPP ✓

## Latest Comments:

Comment Author: Tim Culpin - Comment Subject: Head Of Service Commentary

The gap is closing and this remains a focus in 2014

## Performance Report - Quarter 3 - 2013/14

NI107gie %ge point gap KS2 level 4+ English & Maths - Any Other White Background

Owner : Tim Culpin

Polarity: Smaller is Better


Unit: %

	30/04/13	31/05/13	30/06/13	31/07/13	31/08/13	30/09/13	31/10/13	30/11/13	31/12/13	31/01/14	28/02/14	31/03/14
Actual					4.8							
Target					19							
Symbol					+							
<b>Latest Comments:</b>												
Comment Author: Richard Porter - Comment Subject: Head of Service Commentary												
This is well above target and we are very pleased about this [comment from Tim Culpin]												

Performance Report - Quarter 3 - 2013/14

BLUE CIRCLE


CS139: Progression by 3 levels in Maths between KS2 and KS4

Owner : Tim Culpin		Polarity: Bigger is Better					Unit: %					
	30/04/13	31/05/13	30/06/13	31/07/13	31/08/13	30/09/13	31/10/13	30/11/13	31/12/13	31/01/14	28/02/14	31/03/14
Actual					72							
Target					73							
Symbol												

No Comment Required (on target)

-
---

CS162: Achievement at level 4 or above in both Reading, Writing and Maths at Key Stage 2 (threshold)

Owner : Tim Culpin		Polarity: Bigger is Better		Unit: %									
		30/04/13	31/05/13	30/06/13	31/07/13	31/08/13	30/09/13	31/10/13	30/11/13	31/12/13	31/01/14	28/02/14	31/03/14
Actual						76							
Target						76							
Symbol													

No Comment Required (on target)

-
---







# Performance Report - Quarter 3 - 2013/14

## Public Health

RED DIAMOND

### CS117: % 16-19 teenage mothers in EET

CYPP

Owner : Marie Jarrett

Polarity: Bigger is Better

Unit: %



	30/04/13	31/05/13	30/06/13	31/07/13	31/08/13	30/09/13	31/10/13	30/11/13	31/12/13	31/01/14	28/02/14	31/03/14
Actual			31.11			22.22			16.67			
Target			27			27			27			27
Symbol			+			+			+			+

#### Latest Comments:

Comment Author: Marie Jarrett - Comment Subject: Head of Service Commentary

The Teenage Pregnancy Steering Group has highlighted this target as a key area of concern and efforts are being made across partnership agencies to improve the recording of data to identify young parents with an individual circumstance of either NEET/EET. An agreement has been reached with midwifery services to notify the TP team of new pregnancies and births across the county to improve the accuracy of the data recorded. The new Co-ordinator post- Teenage Parents will work with key partners to identify and improve the recording of data and ensure a support offer is in place to young women who are pregnant and teenage parents

### CS181: Percentage of Primary Birth Visits Done Within 14 Days

Owner : LCHS

Polarity: Bigger is Better

Unit:

	30/04/13	31/05/13	30/06/13	31/07/13	31/08/13	30/09/13	31/10/13	30/11/13	31/12/13	31/01/14	28/02/14	31/03/14
Actual			91.2			92.5			92			
Target			95			95			95			95
Symbol			+			+			+			+

No Comment Available

## Performance Report - Quarter 3 - 2013/14

NI053i Percentage of infants being breastfed at 6-8 weeks (breastfeeding prevalence)

Owner : LCHS

Polarity: Bigger is Better

Unit: %

CYPP



	30/04/13	31/05/13	30/06/13	31/07/13	31/08/13	30/09/13	31/10/13	30/11/13	31/12/13	31/01/14	28/02/14	31/03/14
Actual			37.1			38.2			40.2			
Target			42.4			42.4			42.4			42.4
Symbol												

### Latest Comments:

Comment Author: Tony McGinty - Comment Subject: Head of Service Commentary

The maintenance of breast feeding at 6-8 weeks of age remains below target, and low in comparison to national benchmarks. This has traditionally been a difficult target on which to improve performance in Lincolnshire and some gains earlier in the year have levelled off. This is largely due to the over-dependence on a small number of infant feeding staff to support the whole midwifery system to secure more breast feeding. The sickness of one worker has therefore contributed disproportionately to performance in this area. We are reviewing this model to move to a more sustainable one as well as piloting the use of volunteer breast feeding peer supporters to increase the overall level of support to mothers and babies.



## Performance Report - Quarter 3 - 2013/14





GREEN PLUS

CS182: Percentage of 6-8 Week Visits Completed Within Timescales.

Owner : LCHS

Polarity: Bigger is Better

Unit:

	30/04/13	31/05/13	30/06/13	31/07/13	31/08/13	30/09/13	31/10/13	30/11/13	31/12/13	31/01/14	28/02/14	31/03/14
Actual			96.2			96.7			97.7			
Target			95			95			95			95
Symbol												
No Comment Available												
-												

This page is intentionally left blank

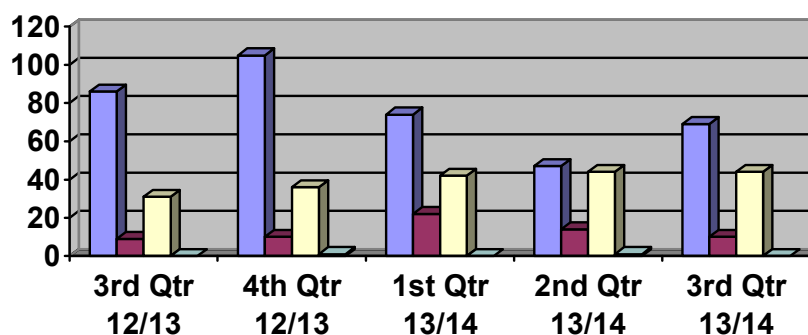
## Customer Satisfaction Information – Scrutiny Committees

<b>Children and Young People Scrutiny Committee</b>		
<b>Date Range for Report</b>	1 <sup>st</sup> October 2013 – 31 <sup>st</sup> December 2013 (1 <sup>st</sup> July 2013 – 30 <sup>th</sup> September 2013)	
<b>Total number of complaints received across all LCC service area.</b>	235 (272)	
<b>Total number of complaints relating to <u>Children and Young People Scrutiny Committee</u></b>	123 (106)	
<b>Total number of compliments relating to <u>Children and Young People Scrutiny Committee</u></b>	2 (9)	
<b>Total Service Area Complaints</b>	Schools	69 (47)
	Corporate – Education and School	10 (14)
	Statutory - Children's Care	44 (44)
	Youth Service	0 (1)
<b>Schools Complaint Reason Codes</b>	Admission issue	10 (1)
	Allegation against Head Teacher	7 (4)
	Allegation against other school staff	4 (6)
	Attendance Issues	6 (2)
	Bullying – Homophobic	0 (0)
	Bullying – Gender	0 (0)
	Bullying – Racial	0 (1)
	Bullying – SEN	2 (1)
	Bullying – Social Media	2 (1)
	Bullying Issue	11 (4)
	Class/School Organisation	1 (4)
	Equality Issue	0 (0)
	Exclusion Issue	3 (2)
	Inconsistency in application of rules	0 (0)
	Meals/Snacks/Drinks	1 (3)
	Medical	3 (4)
	Other	6 (4)
	Parental responsibilities/rights	2 (0)
	Procedural Irregularity	5 (0)
	Racial Issues	1 (2)
	School Neighbours	0 (0)

	School Uniform	0 (3)
	SEN	2 (2)
	Social Media Abuse	0 (1)
	Truancy Issues	0 (0)
	Unfair treatment by staff	3 (2)
<b>Corporate – Education and School Complaint Reason Codes</b>	Age	0 (0)
	Breach of confidence	1 (0)
	Conduct/Attitude/Rudeness of staff	2 (0)
	Delayed Assessment of Service request	0 (3)
	Disability	0 (0)
	Disagree with policy	4 (8)
	Disagree with Procedure	0 (2)
	Insufficient Information Provided	0 (0)
	Other	1 (0)
	Procedure not Followed	0 (0)
	Procedural - Other	2 (0)
	Service Delay	0 (1)
<b>Statutory - Children's Care Complaint Reason Codes</b>	Conduct and attitude of staff	14 (23)
	Breach of confidentiality	1 (0)
	Bullying	0 (1)
	Delay in Receiving Service	2 (2)
	Disagree with Assessment	3 (1)
	Disagree with Decision	10 (8)
	Failed Home Care Visit	0 (0)
	Insufficient Service	1 (2)
	Lack of Communication	2 (3)
	Lack of Service	3 (0)
	Missed Call	0 (0)
	Other	3 (0)
	Procedure	4 (0)
	Quality of Service	0 (0)
	Racial discrimination	1 (0)
	Reduction in Service	0 (0)
	Refusal of Service	0 (0)
	Religious and cultural issues	0 (0)
	Standard of Care	0 (0)
	Undue Delay in Service Response	0 (1)
<b>Youth Service Complaint Reason Codes</b>	Conduct/Attitude/Rudeness of staff	0 (1)
	Procedural – Other	0 (0)

<b>Service Area Compliments</b>	Schools	0 (0)
	Corporate - Children's	2 (3)
	Statutory - Children's Care	0 (9)
<b>How many LCC Corporate complaints have not been resolved within service standard</b>	6 (4)	
<b>Number of complaints referred to Ombudsman</b>	17 (11)	

**Total Complaint Receipts by Quarter**



## Summary

### LCC Overview of Complaints

The total number of LCC complaints received for this quarter (Q3) shows a 13.6% decrease on the previous quarter (Q2). Comparing this quarter with Q3 2012/13 there is a 14.2% decrease.

### Children's and young people's Services Overview of Complaints

Children's services received a 16% increase in the number of complaints received compared to quarter 2. 56% of the Children and Young People's complaints received this quarter are for School services.

### School Complaints

Complaint receipts for Schools in Quarter 3 shows a large increase of 46% compared to the previous quarter.

Following the trend from last quarter, Quarter 3 complaints are lower than for the same period in 2012 (69, down from 86). Both Quarters 2 and 3 show significant variations from the same quarters in previous years.

As usual, bullying represented the principle reason for contact with LCC. Unusually, there were a significant number of complaints under the 'Admissions' category; however, these chiefly relate to a single issue whereby parents sought to block the admission of a child to their local school.

The category 'allegations against head teachers' is higher this quarter than last (7, up from 2) but complaints have dropped slightly for the category 'allegations against other members of staff' (4, down from 6).

#### Education and School (Corporate) Complaints

Education and School corporate complaint receipts have received a decrease this quarter by 29%.

This Quarter, 6 complaints were received regarding transport and covered the areas of allocation, misplaced application and route changes/suitability. There were also 2 complaints received regarding School Admission's. 1 complaint was regarding a CFBT staff member and another complaint concerning smoking outside the building.

#### Children's Social Care (Statutory) Complaints

Complaint receipts in Quarter 3 for Children's Social Care have remained the same as the previous quarter. Following the trend over the past four Quarters, 'Conduct and Attitude of staff' remains the highest reason for complaints, although there has been a 39% decrease compared to the previous quarter.

#### Overall Children's and Young People Compliments

The overall compliments received for Children and Young People has decreased this Quarter with 2 compliments been received. All 2 compliments were for Education and School (Corporate).

#### Education and School (corporate) Compliments

The 2 compliments received this Quarter were:

- Out of school service
- School Admissions

#### Ombudsman Complaints

In quarter 3, 20 LCC complaints were registered with the ombudsman. 17 of these complaints were considered by the Ombudsman. Children and Young People received 8 complaints considered by the ombudsman.

Further in-depth analysis, if required, is available by contacting the Quality and Performance team on 01522 782037 (ext 50037).

**Open Report on behalf of David O'Connor,  
Executive Director Performance and Governance**

Report to:	<b>Children and Young People Scrutiny Committee</b>
Date:	<b>07 March 2014</b>
Subject:	<b>Lincolnshire Safeguarding Boards Scrutiny Sub-Group – Update</b>

**Summary:**

This report enables the Children and Young People Scrutiny Committee to have an overview of the activities of the Lincolnshire Safeguarding Boards Scrutiny Sub-Group, in particular the Sub-Group's consideration of child safeguarding matters. The draft minutes of the last meeting of the Scrutiny Sub-Group held on 29 January 2014 are attached.

**Actions Required:**

That the draft minutes of the meeting of the Lincolnshire Safeguarding Boards Scrutiny Sub-Group, held on 29 January 2014, be noted.

## **1. Background**

The Lincolnshire Safeguarding Boards Scrutiny Sub-Group considers both adults' and children's safeguarding matters, in particular focusing on the activities of the Lincolnshire Safeguarding Children Board and Lincolnshire Safeguarding Adults Board.

The last meeting of the Sub-Group was held on 29 January 2014 and the draft minutes are attached at Appendix A to this report. As the remit of the Children and Young People Scrutiny Committee includes children's safeguarding, the Committee is requested to focus on those minutes of the Sub-Group, which are relevant to this remit.

## **2. Conclusion**

The draft minutes appended to this report are for the Committee's information.

## **3. Consultation**

### **a) Policy Proofing Actions Required**

This report does not require policy proofing.

#### **4. Appendices**

These are listed below and attached at the back of the report	
Appendix A	Minutes of the Lincolnshire Safeguarding Boards Scrutiny Sub-Group held on 29 January 2014.

#### **5. Background Papers**

No background papers within Section 100D of the Local Government Act 1972 were used in the preparation of this report.

This report was written by Catherine Wilman, who can be contacted on 01522 55(3788) or [catherine.wilman@lincolnshire.gov.uk](mailto:catherine.wilman@lincolnshire.gov.uk).



**LINCOLNSHIRE SAFEGUARDING BOARDS SCRUTINY SUB-GROUP**

**WEDNESDAY 29 JANUARY 2014, COMMITTEE ROOM 3, COUNTY OFFICES,  
NEWLAND, LINCOLN**

**PRESENT:** Councillors D Brailsford, S R Dodds, Mrs H N J Powell (Vice Chairman), C R Oxby and Mrs S Ransome.

In attendance: Councillor P J O'Connor (Observer)

Also In attendance: Elaine Baylis (Independent Chair, Lincolnshire Safeguarding Adults Board), Chris Cook (Independent Chair, Lincolnshire Safeguarding Children Board)

Officers in attendance: Mandy Cooke (Head of Safeguarding), Simon Evans (Scrutiny Officer), Tracy Johnson (Scrutiny Officer), Andrew Morris (LSCB Business Manager), Janice Spencer (Assistant Director, Children's Services) and Catherine Wilman (Democratic Services Officer).

**21. ELECTION OF CHAIRMAN**

It was reported that the previous Chairman was no longer a member of the Sub Group and therefore, it was necessary to elect a new chairman.

AGREED

That Councillor C R Oxby be elected as Chairman for the remainder of the Council year.

COUNCILLOR C R OXBY IN THE CHAIR

**22. APOLOGIES FOR ABSENCE**

Apologies for absence were received from Councillor Mrs L A Rollings.

Apologies were also received from Emma Olivier-Townrow (Parent Governor Representative).

**23. DECLARATIONS OF MEMBERS' INTERESTS**

No interests were declared at this stage in the proceedings.

**24. MINUTES OF THE LINCOLNSHIRE SAFEGUARDING BOARDS SCRUTINY  
SUB-GROUP HELD ON 30 OCTOBER 2013**

AGREED

That the minutes of the meeting of the Lincolnshire Safeguarding Boards Scrutiny Sub-Group held on 30 October 2013 be confirmed and signed by the Chairman as a correct record. **Page 69**

## **LINCOLNSHIRE SAFEGUARDING BOARDS SCRUTINY SUB-GROUP**

### **JOINT BUSINESS**

#### **25. USING THE OFSTED INSPECTION FRAMEWORK AS A BASIS FOR SCRUTINY**

The Sub Group considered a report which included an extract from the Ofsted inspection framework for local safeguarding children boards, which was published in December 2013.

Janice Spencer gave a presentation to the Sub Group which covered:

- The basics of the framework;
- The areas of Children's Services inspectors would focus on;
- The areas of the LSCB the inspectors would focus on;
- What was important to inspectors.

After the presentation, Members were given the opportunity to ask questions and the following was noted:

- The care-leavers' structure within Children's Services was now recognised as being one of the best in the country;
- Families were required to give their consent to have Ofsted inspectors undertaking any part of their inspection activity in their homes. Feedback was being encouraged from parents/carers;
- The LSCB led on multi-agency training. There was a range of training opportunities available and details of these would be brought to a future meeting. All staff working within safeguarding were required to undergo safeguarding training;

The Sub Group discussed the appendices to the report: *Top 10 questions to ask when scrutinising children's safeguarding arrangements* and *Key questions to ask when scrutinising adults safeguarding arrangements*. The Scrutiny Officer would seek to structure the Sub Group agenda, so that it focussed on some of these questions at every meeting.

#### **AGREED**

1. That the report be noted;
2. That the ten suggested questions derived from the Ofsted framework, as a basis for developing and supporting the Sub Group's future scrutiny activity of both the Lincolnshire Safeguarding Children Board and the Lincolnshire Safeguarding Adults Board be adopted.

### **LINCOLNSHIRE SAFEGUARDING CHILDREN BOARD BUSINESS**

#### **26. KEY MESSAGES FROM LINCOLNSHIRE SAFEGUARDING CHILDREN BOARD**

## **LINCOLNSHIRE SAFEGUARDING BOARDS SCRUTINY SUB-GROUP**

Consideration was given to a report which provided an update on the work currently being undertaken by the Lincolnshire Safeguarding Children Board and its sub groups.

This was Andrew Morris' first meeting of the Sub Group since commencing in the post of LSCB Business Manager. This report reflected the business which had occurred during the period since his appointment.

Since November 2013 the Board had been carrying out an internal review of children's safeguarding which had discovered certain processes requiring attention. In addition, the constitution had been revised and a performance framework had been created.

A Child Death Overview Panel had been recently held where the links between suicide and social media had been examined. The Sub Group reflected on the number of children who had committed suicide over the last 18 months in Lincolnshire. However, this number was not unusual compared to national figures. There were more young males committing suicide than females, who tended more towards self-harming.

Discussion took place regarding female genital mutilation and the systems in place to help girls exposed to it, however with a relatively small ethnic minority population, this was not too much of a concern for Lincolnshire. As the practice was illegal in the UK and considered abuse, any child subjected to it would be taken into care. The importance of education was stressed as a means of reducing female genital mutilation.

**AGREED**

That the report be noted.

### **27. LINCOLNSHIRE SAFEGUARDING CHILDREN BOARD BUSINESS PLAN 2013-2014**

Consideration was given to a report which invited the sub group to look at the LSCB Business Plan for 2013-14, in particular considering progress in delivery the actions in the business plan.

The business plan had recently been revised incorporating statutory objectives and local objectives specific to Lincolnshire agreed with partner agencies.

It was felt the local objectives should be listed first in the business plan so as to give them more emphasis.

**AGREED**

1. That the report be noted.
2. That the Sub Group be reassured that the work of the partners in helping, protecting and caring for children in Lincolnshire is being co-ordinated through the objectives and actions in the Business Plan and that there are mechanisms in place to monitor the effectiveness of those arrangements.

## **LINCOLNSHIRE SAFEGUARDING BOARDS SCRUTINY SUB-GROUP**

### **28. LINCOLNSHIRE SAFEGUARDING CHILDREN BOARD PERFORMANCE MANAGEMENT FRAMEWORK 2013-14**

The Sub Group considered a report which provided the LSCB Performance Management Framework for 2013-14.

As this version of the performance figures did not include those from December 2013, a further report would be brought to the next meeting of the Sub Group.

Issues were raised regarding the Children and Young People's Scrutiny Committee having already scrutinised some of the indicators presented in the report. After a discussion, it was agreed the Scrutiny Officer would isolate those indicators relevant to the Sub Group and present them at the next meeting.

**AGREED**

That the report be noted and that the relevant performance indicators be identified and presented at the next meeting.

## **LINCOLNSHIRE SAFEGUARDING ADULTS BOARD BUSINESS**

### **29. KEY MESSAGES FROM LINCOLNSHIRE SAFEGUARDING ADULTS BOARD**

The Sub Group considered a report which provided an update on the work currently being undertaken by the Lincolnshire Safeguarding Adults Board and its sub groups.

The most important aspect of the Board's operation was its current preparations for its operation as a statutory function, in line with the LSCB which currently had a higher profile and a higher level of funding. Work was in hand to ensure that the LSAB operated in a similar way to the LSCB.

Mandy Cooke was currently undertaking the work of a LSAB business manager as well as her responsibilities as Head of Safeguarding, however a post had been created for a Business Manager which was currently being advertised.

The results of a recent peer review had been favourable for the service, however it had highlighted a need for better scrutiny.

In response to a question, it was explained that adult safeguarding had a different perspective to children's due to the issue of consent required from vulnerable adults and their ability to make choices owing to the Mental Capacity Act.

**AGREED**

That the report be noted.

### **30. LINCOLNSHIRE SAFEGUARDING ADULTS BOARD BUSINESS PLAN 2013-14**

## **LINCOLNSHIRE SAFEGUARDING BOARDS SCRUTINY SUB-GROUP**

The Sub Group considered the LSAB Business Plan for 2013-14 which illustrated what the Board should be able to achieve. It had been formulated by adapting the principles from the LSCB business plan.

AGREED

That the report be noted.

### **31. LINCOLNSHIRE SAFEGUARDING ADULTS BOARD LINCOLNSHIRE ASSURANCE FRAMEWORK BUSINESS PLAN 2013-14**

The Sub Group considered the first draft of the framework which was still a work in progress. It had been created by taking the common areas from other independent frameworks.

A further updated version would be brought to the next meeting of the Sub Group.

AGREED

That the report be noted and a further updated version of the framework be submitted to the next meeting of the Sub Group.

## **JOINT BUSINESS**

### **32. LINCOLNSHIRE SAFEGUARDING BOARD SCRUTINY SUB GROUP WORK PROGRAMME 2014**

The Sub Group considered its work programme for the coming months and representatives to attend the LSCB and LSAB meetings were sought.

AGREED

That the report and amendments to the work programme be noted.

The meeting closed at 12.15pm

This page is intentionally left blank

## Policy and Scrutiny

### Open Report by Geraldine O'Neill, Lead Consultant (EYE) on behalf of Debbie Barnes, Executive Director of Children's Services

Report to:	<b>Children and Young People Scrutiny Committee</b>
Date:	<b>07 March 2014</b>
Subject:	<b>Take up of early education for less advantaged 2 year olds in Lincolnshire</b>

#### Summary:

This paper is designed to provide elected members with a comprehensive overview of the take up of free early education places for two year olds in Lincolnshire.

#### Actions Required:

The Committee is invited to consider and comment on the report and endorse the local authority's statutory duty to secure funded early education for 40% of eligible two year olds from September 2014.

## 1. Background

1.1 Evidence shows that high quality early education at age two brings benefits to children's development. The Government's intention is that, as far as possible, early learning for two year olds is delivered by providers who have achieved an overall rating of 'outstanding' or 'good' in their most recent Ofsted inspection report. The Government is considering whether to require that, from September 2015, such early education could only be delivered by 'good' and 'outstanding' providers.<sup>1</sup>

1.2 The Local Authority is committed to ensuring that every placed 2 year old has access to high quality childcare. All providers who wish to register to deliver the Early Years Entitlement for 2 Year Olds must have completed the Early Years Entitlement Registration Process and must have an Ofsted Good or Outstanding rating. 83% of PVI providers in Lincolnshire were rated as either Good or Outstanding by Ofsted at their last inspection.

1.3 The Government introduced the free early education entitlement for 15 hours a week over 38 weeks a year for the least advantaged two year olds nationally in September 2013. From 2014, free early education places will be

<sup>1</sup> DfE Early education and childcare statutory guidance for local authorities September 2013

available nationally for around 260,000 two year olds. This equates to approximately 40% of all two year olds in the country. This will ensure many more children will be able to start the first phase of their education earlier, which is considered to be critical for preparing children for school and future success.

1.4 The Department for Education (DfE) has received data on the number of eligible two year olds in each local authority. This information has been supplied by the Department of Work and Pensions and from Her Majesty's Revenue and Customs (HMRC). This data is a snapshot of those eligible on a particular day and, for funding purposes, it is taken to be representative of the whole year. The Department published this data for each local authority along with the funding allocations for 2014/15 in December 2013.

### **Local Context**

1.5 Lincolnshire has been offering free early education to the least advantaged two year olds since 2009 and the number of children accessing this provision has increased from 171 children to 1,415 children accessing education by January 2014.

1.6 During 2013/14 financial year, the DfE agreed a budget of £4,878,826 for Lincolnshire. In addition to direct funding for education places the budget included trajectory funding to support outreach, resources, training, and project management costs in line with DfE guidance. Early years providers are paid at £4.85 per hour for the delivery of the 15 hour entitlement for children. Capital funding was also allocated at £887,196 to secure sufficient early education places for the 1,268 children estimated to be eligible in Lincolnshire from September 2013.

1.7 Children continue to be offered a place based on specific government defined criteria relating directly to an individual family's economic circumstances. Eligibility criteria for the current statutory duty are set out in regulations. Revised regulations covering the statutory criteria to be implemented from September 2014 will be made shortly. The eligibility criteria are set out below:

### **From September 2013**

From 1 September 2013, two year olds who meet any one of the following criteria will be eligible under the 20% entitlement:

Two-year-olds whose family receives one of the following:

- income support
- income-based Jobseeker's Allowance (JSA)
- income-related Employment and Support Allowance (ESA)
- support through part 6 of the Immigration and Asylum Act
- the guaranteed element of State Pension Credit
- Child Tax Credit (but not Working Tax Credit) and have an annual income not over £16,190
- the Working Tax Credit 4-week run on (the payment you get when you stop qualifying for Working Tax Credit)
- all two-year-olds who are looked after by their local authority



### **From September 2014**

From September 2014, two year olds who meet any one of the following criteria will be eligible under the 40% entitlement:

- if they meet the eligibility criteria also used for free school meals
- if their families receive Working Tax credits and have annual gross earnings of no more than £16,190 per year
- if they have a current statement of special educational needs (SEN) or an education, health and care plan
- if they attract Disability Living Allowance
- if they are looked after by their local authority
- if they have left care through special guardianship or through an adoption or residence order

1.8 In Lincolnshire, the September 2014 criteria was introduced early and all children under this criteria have been offered early education during 2013/14 using the 2 year old trajectory funding. This approach has been looked upon favourably by the Department and Lincolnshire has been asked to contribute to government reports on such forward thinking approaches to delivering the two year old entitlement.

1.9 All placements are made through a detailed process (please refer to Appendix A). Families can apply for a funded 2 year old place using a number of options. Applications can be made online at [www.lincolnshire.gov.uk/2yearolds](http://www.lincolnshire.gov.uk/2yearolds) or paper applications can be posted to the local authority. Where families are unable or unwilling to apply themselves, all available documents can be completed by a professional working with the family (Health Visitors, Social Workers, Childcare Providers or the local authority teams such as Children's Centres and the Birth to Five Service). Information can also be provided over the telephone to the Family Information Service (FIS) where an application can be completed on behalf of the family. The FIS Freephone number is supplied using a number of different marketing techniques, including radio, newspaper, direct mail-outs and online. The FIS Freephone number is 0800 195 1635.

Once applications are received, these are batch checked through the Birth to Five Service daily using the Eligibility Checking Service (ECS) provided by the Department. These are also checked with the DWP directly where a family applies under the September 2014 criteria.

Families receive a confirmation letter (with an identification number for the child) and they are advised to access their child's free education entitlement at a provider of their choice. The Family Information Service provides families with a list of those providers who offer the 2 year old funding.

1.10 To ensure children attend the highest quality provision, only providers registered with Ofsted and have an inspection outcome of good or outstanding, are authorised to deliver the entitlement for two year olds. Early years providers receive regular advice and support from the Birth to Five Service to ensure quality is maintained and improved upon. There are currently a small number of providers

who have Ofsted judgements of satisfactory or requiring improvement (RI) delivering the 2 year old offer, where there is a sufficiency gap. This is acceptable within current DfE statutory guidance (September 2013).

1.11 There are currently 304 early years providers delivering the two year old entitlement in Lincolnshire. This includes private, voluntary, independent, maintained and childminder settings. Table 1 illustrates the breakdown of places and providers by district area for the local authority using actual numbers receiving their entitlement at the census in January 2014.

<b>Table 1</b>		
<b>Locality</b>	<b>Number of children accessing places at 16.01.14 (by child postcode)</b>	<b>Number of providers offering places in January 2014 (by provider postcode)</b>
Boston	133	24
East Lindsey	321	54
Lincoln	219	32
North Kesteven	136	46
South Holland	164	44
South Kesteven	280	61
West Lindsey	188	43
Out of County	10	n/a
<b>Total</b>	<b>1451</b>	<b>304</b>

The government target for 2013/14 was determined at 1,268 children, therefore the local authority is exceeding this target. Analysis of the attendance data indicates the following number of children categorised by the Department descriptions:

<b>Table 2</b>		
<b>Code</b>	<b>Description</b>	<b>Number of children</b>
ECO	Economic criteria (receipt of benefits or tax credits)	1,333
HSD	High-level SEN or disability (children have a statement of special educational needs; a personal Education, Health and Care plan or who attract Disability Living Allowance)	9

LAA	Looked after or adopted from care	36
OTH	Other (not meeting any of the national eligibility criteria above)	84

\*Please note, some children may meet more than 1 category. Categories are determined against Government criteria.

1.12 The local authority has commissioned further outreach support to raise awareness of and to increase the number of children accessing two year old places across Lincolnshire. The Participation and Engagement teams have been provided with a schedule of outreach work which links with the information received from the Department for Education and the Early Years Census collections (please refer to Appendix B). Where families do not wish to access this entitlement, it is the local authority's intention to capture the justification for this in order to feedback to the Department.

## 2. Conclusion

2.1 To meet the statutory requirements in 2014 the local authority will require further involvement from existing market providers. Making this vision a reality will rely upon the continued commitment of commissioners in the local authority and all those in the early education sector across all providers in the private, voluntary maintained and childminding sectors.

2.2 In a report written in February 2014 (please refer to Appendix C) DMT were asked to consider budget proposals for placements and further outreach support to reach the statutory requirement in 2014. It has been proposed to use the funding to support statutory places, necessary management and administration costs and further marketing and outreach for families to ensure maximum up-take during 2014/15 is achieved.

Table 3		
Estimated eligible numbers	Statutory Place Funding	Trajectory Allocation
3,278	£7,608,826.00	£937,249.00

- Includes funding for 1 term (190 hours) from April 2014 until the commencement of the extended entitlement in September 2014
- Estimated eligible numbers are based on HMRC 40% criteria data (November 2013)
- Includes funding for 2 terms (380 hours) from the commencement of the extended entitlement in September 2014

### 3. Consultation

- The EYE team will continue to use the national guidance from the Department for Education to allocate places to 2 year olds
- The Ofsted outcomes will inform the engagement of additional providers to meet the increased local demand
- Streamlined processes will continue to be used to collect data, reducing the administrative burden on providers
- The Birth to Five Service is currently reviewing the strategy to support childminders to deliver the offer for 2 year olds where they have a Good or Outstanding Ofsted outcome.
- The Early Years Entitlement team is working closely with the Children's Centre Hub to co-ordinate plans and target eligible families effectively

### Future plans in Lincolnshire

- The Birth to Five Service continues to respond to government surveys, designed to gather data on the total number of funded two year olds within each local authority
- The intention for 2014/15 is for the DfE to fund 40% of two year olds nationally. Within Lincolnshire, HMRC data has indicated 3278 two year olds will access 15 hours of early years provision per week
- This will ensure that many more children will be able to start this first phase in their education earlier, which we know is critical for preparing children for school and future success
- In Lincolnshire, we are already working with Health, Social Care and Locality Teams to ensure we allocate the funding to the most vulnerable families and decide on the right strategy for future funding
- The Government has announced that funding for 2015/16 will be based upon participation, it is therefore crucial to ensure as many eligible families access their child's place by January 2015 in order to secure appropriate funding for the future take up for 2 year olds.

### 4. Appendices

These are listed below and attached at the back of the report	
Appendix A	Two Year Leaflet / Application
Appendix B	2 Year Old Outreach Process Flowchart
Appendix C	2 Year Old Entitlement DMT Report February 2014

## 5. Background Papers

The following background papers were relied upon in the writing of this report.

Document title	Where the document can be viewed
More Affordable Childcare	<a href="https://www.gov.uk/government/publications/more-affordable-childcare">https://www.gov.uk/government/publications/more-affordable-childcare</a>
Early education and childcare statutory guidance for local authorities September 2013	<a href="https://www.gov.uk/government/publications/early-education-and-childcare">https://www.gov.uk/government/publications/early-education-and-childcare</a>

This report was written by Geraldine O'Neill, who can be contacted on 01522 552752 or [geraldine.o'neill@lincolnshire.gov.uk](mailto:geraldine.o'neill@lincolnshire.gov.uk)

This page is intentionally left blank

### Child's details

#### Child 1

Forename \_\_\_\_\_ Surname \_\_\_\_\_  
 Gender (tick as appropriate) Male ☐ Female ☐ Date of Birth \_\_\_\_\_ DD/MM/YYYY

I declare that I am the person with Parental Responsibility for Child 1 ☐

#### Child 2

Forename \_\_\_\_\_ Surname \_\_\_\_\_  
 Gender (tick as appropriate) Male ☐ Female ☐ Date of Birth \_\_\_\_\_ DD/MM/YYYY

I declare that I am the person with Parental Responsibility for Child 2 ☐

### Declaration

I hereby certify that the information given on this form is correct to the best of my knowledge. I understand that the council may check with the Department for Work and Pensions (DWP) and/or Her Majesty's Revenue and Customs regarding my eligibility. The local authority may need to use this information for enquiries under Section 29(3) of the Data Protection Act—amended 1998—Detection and Prevention of a crime and I agree for the information provided to be used for this purpose and to be shared with local authority teams for coordinated support.

Signature \_\_\_\_\_ Name \_\_\_\_\_  
 Date \_\_\_\_\_ DD/MM/YYYY

Please return your completed form to:  
 EYE at Birth to Five Service, Wide Cross Centre,  
 Macaulay Drive, St Giles, Lincoln, LN2 4EL.

## Free Childcare for 2 year Olds



For more information on choosing childcare and for a list of settings that are on the local authority's directory, please contact the **Family Information Service** on tel. **0800 195 1635** or email [fis@lincolnshire.gov.uk](mailto:fis@lincolnshire.gov.uk)

If you have any concerns about the way an early years provider is offering the funded hours to you, please contact the **Early Years Entitlement team** at the **Birth to Five Service** on tel. **01522 552752**





## Is my child entitled to a free place?

You can claim for a free place for your child if you receive one or more of the following benefits:

1. Income Support
2. Income-based Job Seekers' Allowance
3. Income-related Employment and Support Allowance
4. Support under Part VI of the Immigration and Asylum Act 1999
5. The guarantee element of State Pension Credit
6. Child Tax Credit, provided they are not also entitled to Working Tax Credit and have an annual gross income of no more than £16,190, as assessed by Her Majesty's Revenue and Customs
7. Children will also qualify to receive a funded place if they are looked after by the local authority

Additional places will be allocated to children:

8. Who have a statement of special educational needs/ an education, health and care plan or who attract Disability Living Allowance (DLA)
9. Who have left care through adoption order, residence order, or special guardianship
10. From households receiving Working Tax Credits (due to become Universal Credit) and with an annual gross income of no more than £16,190



The Early Years Entitlement for 2 Year Olds

## When is my child entitled to a free place?

Eligible children are entitled to a free early years place at the start of the school term following their 2nd birthday.

A child may access the free place until the end of the school term in which they celebrate their 3rd birthday. At this point, each child is then entitled to their 3 & 4 year old funding and will continue to access 570 hours funded provision each year.

**A child born on or between**

**Will become eligible for a free place from the**

1 April to 31 August September following their 2nd birthday (Start of autumn school term)

1 September to 31 December January following their 2nd birthday (Start of spring school term)

1 January to 31 March April following their 2nd birthday (Start of summer school term)

## Where can I access this funded entitlement?

The free places will only be available from providers who are proven to offer the highest possible standards of care for two year olds. A list of providers who are registered to deliver this entitlement can be accessed from the Family Information Service.

## How do I apply?

- Complete the form on the next page or apply online at [www.lincolshire.gov.uk/2yearolds](http://www.lincolshire.gov.uk/2yearolds)
- If you are eligible we will send you a confirmation letter with a child ID number to give to your chosen childcare provider.
- Contact Lincolnshire Family Information Service (FIS) for a list of approved childcare providers in your area.
- Contact your preferred provider and arrange a visit. Check if they have a place at the times you need. Give your letter to your chosen provider to confirm your child's eligibility with them.
- Once you have secured a place, your provider will ask to see a copy of your child's birth certificate and ask you to complete a Parent/Carer Declaration Form.



[www.birtofive.org.uk](http://www.birtofive.org.uk)

## Application Form

Please complete the details below to find out if your child is eligible.  
Please only use full legal names when completing this form, including middle names.  
Please complete this form in black ink and BLOCK CAPITALS.

### Details of person in receipt of qualifying benefit:

Title \_\_\_\_\_ Forename \_\_\_\_\_  
Surname \_\_\_\_\_ Date of Birth \_\_\_\_\_ DDMMYYYY

National Insurance No \_\_\_\_\_  
(or National Asylum Support Service (NASS) reference number)

House \_\_\_\_\_ Street \_\_\_\_\_

Town \_\_\_\_\_ Postcode \_\_\_\_\_

Home Phone Number \_\_\_\_\_ Mobile Phone Number \_\_\_\_\_

Email Address \_\_\_\_\_ Preferred Contact Method (tick as appropriate)

Email ☐ Post ☐

### Please indicate which criteria you currently meet:

- ☐ 1. Income Support
- ☐ 2. Income-based Job Seekers' Allowance
- ☐ 3. Income-related Employment and Support Allowance
- ☐ 4. Support under Part VI of the Immigration and Asylum Act 1999
- ☐ 5. The guarantee element of State Pension Credit
- ☐ 6. Child Tax Credit, provided they are not also entitled to Working Tax Credit and have an annual gross income of no more than £16,190, as assessed by Her Majesty's Revenue and Customs
- ☐ 7. Child is looked after by the local authority
- ☐ 8. Child has a statement of special educational needs/ an education, health and care plan or who attract Disability Living Allowance (DLA)
- ☐ 9. Child has left care through adoption orders, residence orders, or special guardianship.
- ☐ 10. From households receiving Working Tax Credits (due to become Universal Credit) and with an annual gross income of no more than £16,190

continued overleaf



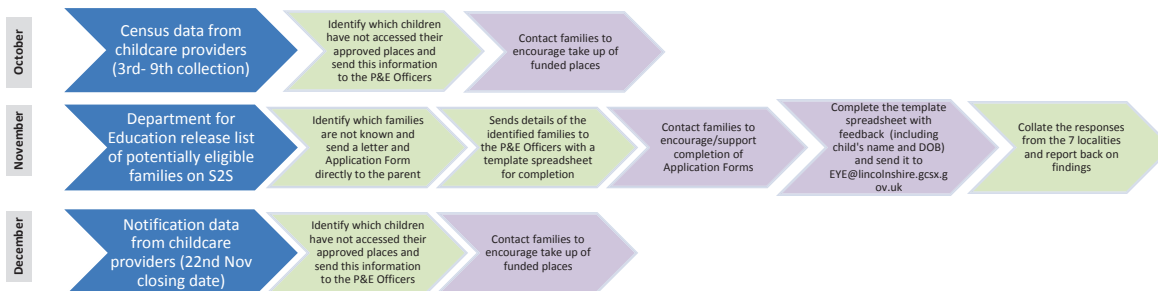
## 2 YEAR OLD ENTITLEMENT OUTREACH SUPPORT

### APPENDIX B

Key
Timeframe and targets
Government tasks
Birth to Five Service
P&E Officers

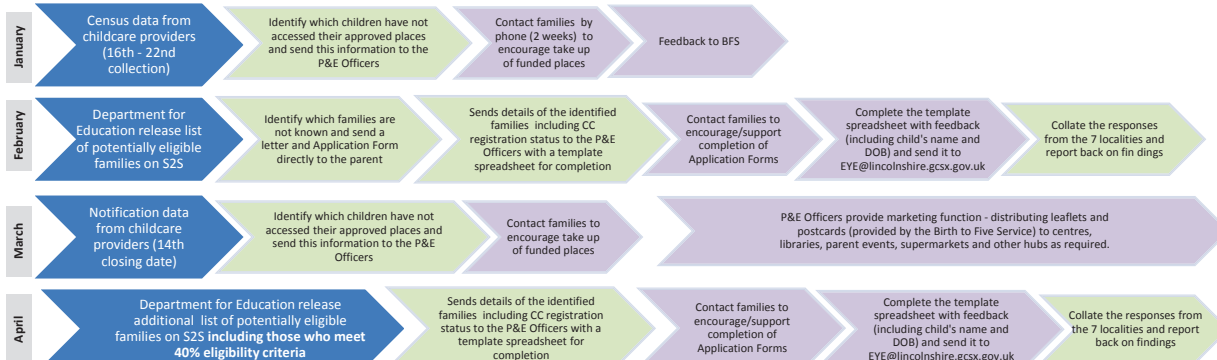
#### Autumn term 2013 (September 2013)

Number of children in education - 1078 (20%) / 648 (40%)



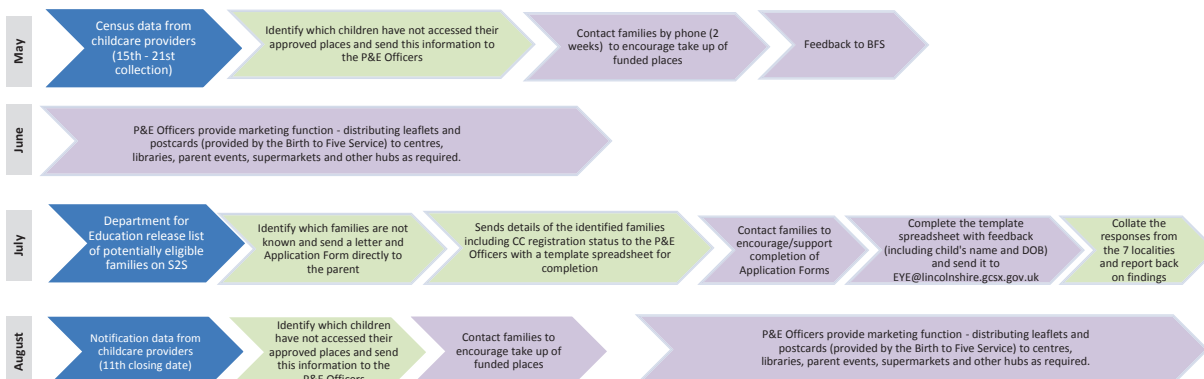
#### Spring term 2014 (January 2014)

Number of children in education - 1522 (20%) / 648 (40%)



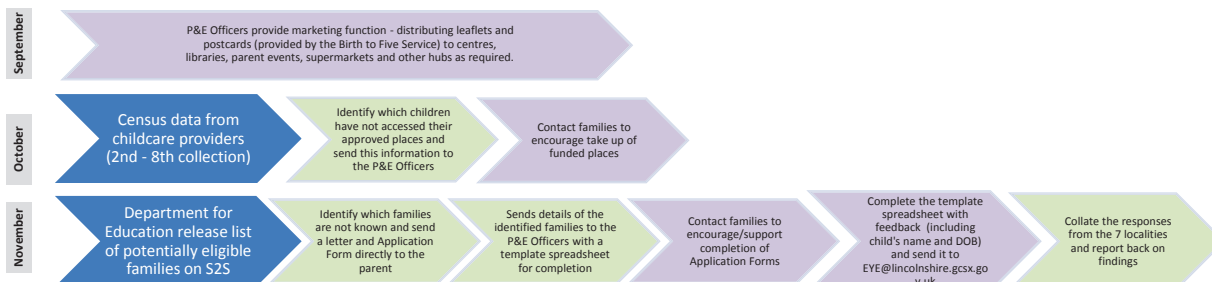
#### Summer term 2014 (April 2014)

Number of children in education - 1701 (20%) / 890 (40%)



#### Autumn term 2014 (September 2014)

Number of children in education - 3278 (40%)



This page is intentionally left blank

## REPORT FOR DMT

<b>Preferred Date of DMT Meeting:</b>	25 <sup>th</sup> February 2014
<b>SUBJECT:</b>	Two Year Old Entitlement Budget 2014/15
<b>Report by:</b>	Geraldine O'Neill
<b>Sponsored by (AD)</b>	Jill Hodges
<b>Name of Contact officer</b>	Geraldine O'Neill
<b>Contact Officer Tel No:</b>	01522 552752
<b>Contact Officer Email Address:</b>	<a href="mailto:geraldine.o'neill@lincolnshire.gov.uk">geraldine.o'neill@lincolnshire.gov.uk</a>
<b>Is the report confidential?</b>	No

<b>1.</b>	<b>Purpose</b>
	<p><b>PURPOSE OF THIS REPORT</b></p> <ul style="list-style-type: none"> <li>To provide an update on the local authority's current position relating to the delivery of the Free Entitlement for 2 Year Olds.</li> <li>To identify the current budget position and expectations for 2 year old places, following the Government announcements in December 2013 and to clarify the financial projections for 2014 – 2015.</li> </ul>
<b>2.</b>	<b>Background / Context</b>
	<p><b>BACKGROUND AND NATIONAL CONTEXT</b></p> <p>Local authorities (LAs) have a statutory duty to secure funded early education for 20% of eligible two-year-olds in England from 1 September 2013. The entitlement will be extended to reach 40% of eligible two-year-olds from September 2014. £755 million will be allocated to LAs in 2014-15. Lincolnshire's proportion has been determined as £8,546,075.00.</p> <p>The rate used to allocate funding for local authorities in 2014-15 has been protected from 2013-14. This means calculations are based on the same rates as for 2013-14. The allocation is based on a national average rate of £5.09 per hour which varies by an Area Cost Adjustment (ACA) to recognise the differing costs between LA areas. The ACA used is the General Labour Market figure produced by the Department for Communities and Local Government. In Lincolnshire, the rate for providers has been determined as £4.85 per hour.</p> <p>The allocation is made up of two components:</p> <ul style="list-style-type: none"> <li>Statutory funding. This takes into account the number of two-year-olds who reside in each local authority who meet the 20% and 40% eligibility criteria. The funding</li> </ul>

includes one term (190 hours) of provision for children under the 20% criteria in the summer term and two terms (380 hours) of provision for those eligible under the 40% entitlement in autumn and spring terms once the 40% entitlement commences. The national statutory place funding allocated is £672.5 million.

- Trajectory funding. The balance of the £755 million is allocated to local authorities using the number of two-year-olds under the 40% eligibility criteria. The national trajectory funding allocated is £82.5 million.

## LOCAL CONTEXT

Following a 2 year old DMT paper in April 2013, Lincolnshire agreed to introduce the September 2014 40% criteria from the summer term 2013. This has supported the local authority to place a higher number of 2 year olds in education compared to the government's proposal.

Local data shows that Lincolnshire currently has a two year old population of 7,916 (GP data 2012).

**Table 1:** overview of take-up of places since September 2013 and the projected growth expected for 2014/15.

<b>TABLE 1</b>	September 2013	January 2014	May 2014	September 2014	January 2015
DfE Target number of children to be funded	1,268 (16% of population)	1,268	1,701 (21% of population)	3,278 (41% of population)	3,278
Number of children in education places at the time of the Early Years Census	1,366	1,451	TBC	TBC	TBC
Number of children in education places by the end of the term	1,515	Predicted 1,870	Predicted 2,591	Predicted 2,950 (90% of DfE Target)	Predicted 3,278 (100% of DfE Target)

Although the census is used at a specific time to capture numbers of children accessing places, in actuality the number increases during the term and the local authority has funded more places than the figure at the time of the census during 2013/14.

The government will reward local authorities who achieve high levels of take-up by moving to participation funding from 2015. This means funding for 2015-16 will be solely based on actual participation based on the count from the January 2015 Early Years census.

The government do not intend to allocate any trajectory funding in 2015-16, therefore if the January 2015 census number is lower than the expected target of 3,278, this will impact on future funding. In the event that the January 2015 census is lower than expected, any resulting underspend during 2014/15 may be used resourcefully to increase the 2015/16 budget for additional children's places.

As we move towards a system that funds on participation rather than the number of children

	<p>eligible, we need to ensure that we maximise the opportunity to increase the capacity of providers and encourage new providers into the market. There are currently a number of new early years developments being supported around the county and this extends to communicating with all childminders who have a Good or Outstanding Ofsted judgement. A significant piece of work is currently being planned within the Birth to Five Service to support the sufficiency duty.</p> <p>Please refer to <b>Appendix A</b> which provides more detail about the work being undertaken to support the take-up of the two year old offer.</p>																											
3	<p><b>Options/Conclusions</b></p> <p><b>BUDGET ALLOCATION</b></p> <p><b>Table 2</b> shows the overall funding allocation for Lincolnshire during 2014/15 based on the estimated number of eligible children:</p> <table><tr><th colspan="5">Table 2</th></tr><tr><th>Estimated eligible numbers (20%)</th><th>Estimated eligible numbers (40%)</th><th>Statutory Place Funding</th><th>Trajectory Allocation</th><th>TOTAL BUDGET 2014/15</th></tr><tr><td>1,701</td><td>3,278</td><td>£7,608,826.00</td><td>£937,249.00</td><td>£8,546,075.00</td></tr></table> <ul style="list-style-type: none"><li>• <b>Estimated eligible numbers (20%)</b> includes funding for 1 term (190 hours) from April 2014 until the commencement of the extended entitlement in September 2014.</li><li>• <b>Estimated eligible numbers (40%)</b> includes funding for 2 terms (380 hours) from the commencement of the extended entitlement in September 2014.</li></ul> <p><b>BUDGET PROPOSALS</b></p> <p>The place and trajectory funding forms part of the Dedicated Schools Budget, therefore spending must be compliant with the permitted expenditure as governed by the Finance Regulations. This funding can also be used for additional activities as identified by the local authority.</p> <p><b>Table 3</b> identifies the proposed expenditure and costs associated with activities to deliver the 2 year old offer effectively.</p> <table><tr><th colspan="3">Table 3</th></tr><tr><th colspan="2">PROPOSAL</th><th>COST</th></tr><tr><td>1</td><td>Funding for places: - 1,701 children x 15 hours x 12 weeks - 3,278 children x 15 hours x 26 weeks</td><td>£7,685,310</td></tr><tr><td>2</td><td>Additional places for 40% children during summer 2014 - 890 children x 15 hours x 12 weeks</td><td>£776,970 total £276,970 required from 14/15 trajectory Underspend from 2013/14 trajectory funding is requested to support these places – this is</td></tr></table>	Table 2					Estimated eligible numbers (20%)	Estimated eligible numbers (40%)	Statutory Place Funding	Trajectory Allocation	TOTAL BUDGET 2014/15	1,701	3,278	£7,608,826.00	£937,249.00	£8,546,075.00	Table 3			PROPOSAL		COST	1	Funding for places: - 1,701 children x 15 hours x 12 weeks - 3,278 children x 15 hours x 26 weeks	£7,685,310	2	Additional places for 40% children during summer 2014 - 890 children x 15 hours x 12 weeks	£776,970 total £276,970 required from 14/15 trajectory Underspend from 2013/14 trajectory funding is requested to support these places – this is
Table 2																												
Estimated eligible numbers (20%)	Estimated eligible numbers (40%)	Statutory Place Funding	Trajectory Allocation	TOTAL BUDGET 2014/15																								
1,701	3,278	£7,608,826.00	£937,249.00	£8,546,075.00																								
Table 3																												
PROPOSAL		COST																										
1	Funding for places: - 1,701 children x 15 hours x 12 weeks - 3,278 children x 15 hours x 26 weeks	£7,685,310																										
2	Additional places for 40% children during summer 2014 - 890 children x 15 hours x 12 weeks	£776,970 total £276,970 required from 14/15 trajectory Underspend from 2013/14 trajectory funding is requested to support these places – this is																										

		projected to be £500,000.
3	Staffing Represents 1% of the budget	£95,000
4	Outreach Support	£85,200 (PLA contract) £14,200 (CL contract)
5	Database systems maintenance and updates required for 40% criteria	£2,000
6	Inclusion Funding	£68,000
7	Marketing	£50,000
8	Capital contingency	£100,000
9	NCP and quality grants for year 2 profiled developments	£169,395
<b>Total Cost</b>		<b>£8,546,075 (plus approx. £500K 2013/14 trajectory funding)</b> <b>£9,046,075</b>
<p><b>1. Funding allocation for Lincolnshire is based upon 3278 places for 2 year olds by September 2014</b></p> <ul style="list-style-type: none"> <li>• April 2014 - minimum of 1,701 places £1,484,973</li> <li>• September 2014 – March 2015 - minimum of 3,278 £6,200,337</li> </ul> <p><b>2. Additional places for 40% families during summer 2014</b></p> <ul style="list-style-type: none"> <li>• Lincolnshire has already committed to fund 40% families prior to September 2014</li> <li>• Underspend from 2013/14 requested to support this additional cost</li> <li>• Additional funding required to support children to continue to access in summer 2014</li> </ul> <p><b>3. Staffing</b></p> <ul style="list-style-type: none"> <li>• 1 x Lead Consultant</li> <li>• 2 x Support Officers</li> <li>• These posts are necessary to continue to administer the early years funding and lead the project.</li> </ul> <p><b>4. Outreach Support</b></p> <ul style="list-style-type: none"> <li>• This allocation will support the continuation of contracted work with the Participation and Engagement teams to encourage families to access the entitlement and increase participation.</li> </ul> <p><b>5. Database maintenance and updates</b></p> <ul style="list-style-type: none"> <li>• This administration system supports application and placements for children.</li> <li>• This emulates the SMMS database that is currently used by the Free Schools Meals team within the council.</li> <li>• This system links to the Eligibility Checking Service (ECS) provided by the DfE to verify family eligibility.</li> <li>• Maintenance costs are crucial for this system to be updated when the government revise the ECS in summer 2014 to include September 2014 criteria.</li> </ul>		

	<p><b>6. Inclusion Funding</b></p> <ul style="list-style-type: none"> <li>• Analysis has been conducted from 2013/14 regarding the number of 2 year olds requiring inclusion support in settings.</li> <li>• These children are the most vulnerable in the county and therefore require additional support.</li> </ul> <p><b>7. Marketing</b></p> <ul style="list-style-type: none"> <li>• As part of the key performance indicator to ensure maximum take-up of the 2 year old entitlement, extensive marketing and outreach for families will be necessary.</li> <li>• These costs are associated with printing for materials to be disseminated.</li> <li>• Radio adverts, newspaper articles and further advertising costs are necessary to ensure the 2 year old offer is widely known by all potentially eligible families.</li> </ul> <p><b>8. Contingency costs for capital developments</b></p> <ul style="list-style-type: none"> <li>• As described within the DMT paper discussed on 04.02.14, this is necessary to support current capital developments in the event that G2 stage quotes differ from the existing proposals from Mouchel.</li> <li>• This will support any tenders required to maintain the sufficiency in the event of any setting closures.</li> </ul> <p><b>9. NCP grants for year 2 profiled developments</b></p> <ul style="list-style-type: none"> <li>• Committed Year 2 funding attached to existing projects to be supported and further grants to build provider capacity.</li> </ul>
4	<b>Recommendations</b>
	<p>To secure the full budget allocations within the Government announcement to support the development and delivery of places for 2 year olds to access early education during 2014/15.</p> <p>Funding will be committed to support two year old children who meet the September 2014 criteria, to access their place from the summer term 2014.</p> <p>Budget proposals are agreed as the appropriate spend to ensure all 2 year olds access early education during as intended during 2014/15.</p>

This page is intentionally left blank



**Open Report on behalf of David O'Connor, Executive Director Performance and Governance**

Report to:	<b>Children and Young People Scrutiny Committee</b>
Date:	<b>07 March 2014</b>
Subject:	<b>Children and Young People Scrutiny Committee Work Programme 2014</b>

**Summary:**

This item enables the Children and Young People Scrutiny Committee to consider its own work programme for the coming year.

**Actions Required:**

- (1) To comment and agree on the content of the work programme, as set out in Appendix A to this report.
- (2) To note the content of the Children's Services Forward Plan, as set out in Appendix B to this report.

## **1. Background**

### Current Work Programme

At every meeting of the Committee, Members are invited to consider their future Work Programme and to agree on items to be included in the Work Programme. The current work programme for the Committee is attached at Appendix A to this report.

### Forward Plan

Also attached at Appendix B for the Committee's consideration is a list of the intended decisions of the Executive or Executive Councillor for Adult Care and Health Services, Children's Services, which fall within the remit of the Children and Young People Scrutiny Committee.

### Scrutiny Activity Definitions

Set out below are the definitions used to describe the types of scrutiny, relating to the items:

Budget Scrutiny - The Committee is scrutinising the previous year's budget, the current year's budget or proposals for the future year's budget.

Pre-Decision Scrutiny - The Committee is scrutinising a proposal, prior to a decision on the proposal by the Executive, the Executive Councillor or a senior officer.

Performance Scrutiny - The Committee is scrutinising periodic performance, issue specific performance or external inspection reports.

Policy Development - The Committee is involved in the development of policy, usually at an early stage, where a range of options are being considered.

Consultation - The Committee is responding to (or making arrangements to respond to) a consultation, either formally or informally. This includes pre-consultation engagement.

Status Report - The Committee is considering a topic for the first time where a specific issue has been raised or members wish to gain a greater understanding.

Update Report - The Committee is scrutinising an item following earlier consideration.

Scrutiny Review Activity - This includes discussion on possible scrutiny review items; finalising the scoping for the review; monitoring or interim reports; approval of the final report; and the response to the report.

## **2. Conclusion**

That consideration is given to the content of this report.

## **3. Consultation**

### **a) Policy Proofing Actions Required**

No policy proofing is required for this report.

## **4. Appendices**

These are listed below and attached at the back of the report	
Appendix A	Children and Young People Scrutiny Committee Work Programme
Appendix B	Children's Services Forward Plan

## **5. Background Papers**

No background papers within Section 100D of the Local Government Act 1972 were used in the preparation of this report.

This report was written by Tracy Johnson, who can be contacted on 01522 552164 or [Tracy.Johnson@lincolnshire.gov.uk](mailto:Tracy.Johnson@lincolnshire.gov.uk).

**CHILDREN AND YOUNG PEOPLE SCRUTINY COMMITTEE**

Theme: **“That every child, in every part of the county should achieve their potential”**

Chairman: Councillor John Hough

Vice Chairman: Councillor Bob Adams

<b>7 March 2014</b>		
<b>Item</b>	<b>Contributor</b>	<b>Purpose</b>
Families Working Together	Jo Kavanagh Lincolnshire's Troubled Families Co-ordinator/ Head of Service Youth Offending	Priority Activity Scrutiny
Theme Performance: Quarter 3	Stuart Carlton Assistant Director	Performance Scrutiny
Lincolnshire Safeguarding Boards Scrutiny Sub-Group Update	Cllr Ron Oxbey Chairman of Scrutiny Sub-Group	Member Report
Solutions 4 Presentation and Feedback from Member Visits	Dave Thompson Solutions 4 Manager	Member Report
Take up of Early Education for disadvantaged 2 year olds in Lincolnshire	Steph Douglas Head of Service Birth to Five	Status Report
Leaving Care Commissioning Review (EXEMPT)	Linda Graham Commissioning Officer	Pre-Decision Scrutiny (Executive Decision on 1 April 2014)

<b>25 April 2014</b>		
<b>Item</b>	<b>Contributor</b>	<b>Purpose</b>
Opportunities for Young People Post 16	Maggie Freeman Head of Service 11-19	Priority Activity Scrutiny
Corporate Parenting Panel Update	Cllr David Brailsford Chairman of Panel	Member Report
Discretionary Home to School and College Transport	David Robinson School Services Manager	Status Report
Ofsted Inspection of Local Authority School Improvement Services – Self Review	Jill Hodges Director of CfBT Education Services	Status Report
Sensory Education and Support Service	Michelle White CWD Team Manager	Status Report
Lincolnshire Public Health Annual Report 2013 – Progress against recommendations on Childhood Obesity	Tony McGinty Assistant Director of Public Health	Status Report

<b>13 June 2014</b>		
<b>Item</b>	<b>Contributor</b>	<b>Purpose</b>
Proposal to expand the capacity at Scampton Pollyplatt Primary School (Final Decision)	Michelle Andrews Interim Head of Property and Technology Management	Pre-Decision Scrutiny (Executive Councillor decision on 27 June 2014)
Proposal to expand the capacity at Cranwell Primary School (Final Decision)	Michelle Andrews	Pre-Decision Scrutiny (Executive Councillor decision on 27 June 2014)
Policy on Support and Aspiration for Children with Special Educational Needs	Keith Batty Assistant Director CfBT Education Services  Sheridan Dodsworth Head of Service Children with Disabilities	Consultation / Policy Development
Frontline Social Workers and Safeguarding Scrutiny Review – Draft Final Report	Tracy Johnson Scrutiny Officer	Scrutiny Review Activity
Theme Performance: Quarter 4	Stuart Carlton	Performance Scrutiny
Lincolnshire Safeguarding Boards Scrutiny Sub-Group Update	Cllr Ron Oxby	Member Report

<b>25 July 2014</b>		
<b>Item</b>	<b>Contributor</b>	<b>Purpose</b>
Proposal to expand the capacity at Lincoln The Sir Francis Hill Community Primary School	Michelle Andrews	Pre-Decision Scrutiny (Executive Councillor decision on 8 August 2014)
Proposal to expand the capacity at Lincoln St Faith's CofE Infant & St Faith and St Martin CofE Junior schools	Michelle Andrews	Pre-Decision Scrutiny (Executive Councillor decision on 8 August 2014)
Proposal to amend the age range at Ash Villa School	Paul Copping Head of Service for Special Schools	Pre-Decision Scrutiny (Executive Councillor decision on 8 August 2014)
Corporate Parenting Panel Update	Cllr David Brailsford	Member Report
Universal Free School Meals	Tony McGinty	Status Report
Additional Item		

<b>12 September 2014</b>		
<b>Item</b>	<b>Contributor</b>	<b>Purpose</b>
Theme Performance: Quarter 1	Stuart Carlton	Performance Scrutiny
Lincolnshire Safeguarding Boards Scrutiny Sub-Group Update	Cllr Ron Oxby	Member Report
Additional Item		
Additional Item		
Additional Item		
Additional Item		

<b>17 October 2014</b>		
<b>Item</b>	<b>Contributor</b>	<b>Purpose</b>
Frontline Social Workers and Safeguarding Scrutiny Review – Executive Response	Cllr Mrs Patricia Bradwell Executive Councillor for Adult Care, Health Services, and Children's Services	Scrutiny Review Activity
Corporate Parenting Panel Update	Cllr David Brailsford	Member Report
Additional Item		
Additional Item		
Additional Item		
Additional Item		

<b>28 November 2014</b>		
<b>Item</b>	<b>Contributor</b>	<b>Purpose</b>
Theme Performance: Quarter 2	Stuart Carlton	Performance Scrutiny
Lincolnshire Safeguarding Boards Scrutiny Sub-Group Update	Cllr Ron Oxby	Member Report
Additional Item		
Additional Item		
Additional Item		
Additional Item		

### Items to be Scheduled

Education Support Services (CfBT) including Governance Arrangements	Debbie Barnes Executive Director of Children's Services	Status Report
Child and Adolescent Mental Health Services (CAMHS) – Tier 3	Stuart Carlton  Charlotte Gray Commissioning Officer	Status Report
Overview of Education	Debbie Barnes	Status Report
Inclusion Review	Keith Batty	Status Report
Strategies for Recruiting Qualified and Experienced Social Workers	Janice Spencer Assistant Director	Status Report
Transitions Plans	Stuart Carlton  Sheridan Dodsworth	Status Report
Strengthening partnerships between Diocesan church school providers and LA providers for education	TBC	Status Report
Community Access to School Facilities – Interim report	Keith Batty	Update Report
Stamford Endowed Schools Scholarship Tapering- Interim (4th Year) Review	Keith Batty	Update Report
Closing the Gap - an update from the Programme Board (including updates on closing the gap for pupils eligible for FSM)	Tim Culpin Head of School Improvement  Maggie Freeman Head of Service 11-19	Update Report
Youth Housing Strategy – Implementation Update	Phil Taylor Lincolnshire Youth Housing Coordinator	Update Report
School PE, Sport and Physical Activity: The development of the Legacy Challenge across Lincolnshire	Philip Garner Specialist Programme Manager Public Health	Update Report
Regional Commissioners	TBC	Status Report
Child Poverty Action Plan Themes - Poverty of Access, Economic Poverty, Poverty of Aspiration	Andrew McLean Head of Service, Children's Services Commissioning	Update Report

## Theme Outcomes

The Children and Young People Scrutiny Committee is aligned to the five principles set out in the Children and Young People's Plan 2012-2015:

**1. Early Intervention and Prevention**

- Strong universal services, providing early action and intensive support to vulnerable children and young people.

**2. Safeguarding and Best Start in Life**

- Ensuring children are safe in every environment.
- Encouraging community responsibility for safeguarding.

**3. Aspiration and Well Being**

- Ensuring all those working with children champion the importance of aspiration.
- Develop self-esteem, self-belief and resilience in all children, young people and their families.

**4. Learning and Achievement**

- All children being the best that they can be.
- Closing the gap between vulnerable groups and children living in disadvantaged communities.

**5. Best Use of Resources**

- Integrating delivery with a focus on outcomes, life chances and opportunities.
- Effective use of resources to provide better services locally.
- Empower communities, creating opportunities for them to engage.

For more information about the work of this Committee please contact Tracy Johnson, Scrutiny Officer, on 01522 552164 or by e-mail at [tracy.johnson@lincolnshire.gov.uk](mailto:tracy.johnson@lincolnshire.gov.uk)

**FORWARD PLAN OF DECISIONS RELATING TO CHILDREN'S SERVICES FROM 31 JANUARY 2014**

DEC REF	MATTERS FOR DECISION	DATE OF DECISION	DECISION MAKER	PEOPLE/GROUPS CONSULTED PRIOR TO DECISION	DOCUMENTS TO BE SUBMITTED FOR DECISION	HOW TO COMMENT ON THE DECISION BEFORE IT IS MADE AND THE DATE BY WHICH COMMENTS MUST BE RECEIVED	RESPONSIBLE PORTFOLIO HOLDER AND CHIEF OFFICER	KEY DECISION YES/NO	DIVISIONS AFFECTED
I006425 <b>New!</b>	Proposal to expand capacity at Cranwell Primary School (decision to go to Statutory Notice)	Wednesday, 19 March 2014	Executive Councillor: Adult Care and Health Services, Children's Services	Interested parties as DfE guidance including parents, school staff, neighbouring schools, County District and Parish Councils, MPs, Trade Unions and Diocese	Report	Head of Property and Technology Management Tel: 01522 553269 Email: <a href="mailto:michelle.andrews@lincolnshire.gov.uk">michelle.andrews@lincolnshire.gov.uk</a>	Executive Councillor: Adult Care and Health Services, Children's Services and Executive Director of Children's Services	No	Ruskington and Cranwell; Sleaford; Sleaford West and Leasingham
I006426 <b>New!</b>	Proposal to expand capacity at Scampton Pollyplatt Primary School (decision to go to Statutory Notice)	Wednesday, 26 March 2014	Executive Councillor: Adult Care and Health Services, Children's Services	Interested parties as DfE guidance including parents, school staff, neighbouring schools, County District and Parish Councils, MPs, Trade Unions and Diocese	Report	Head of Property and Technology Management Tel: 01522 553329 Email: <a href="mailto:michelle.andrews@lincolnshire.gov.uk">michelle.andrews@lincolnshire.gov.uk</a>	Executive Councillor: Adult Care and Health Services, Children's Services and Executive Director of Children's Services	No	Gainsborough Rural South; Nettleham and Saxilby; Welton Rural
I006261	Leaving Care Commissioning Review	Tuesday, 1 April 2014	Executive	Care Leavers and Looked After Children	Exempt Report	Commissioning and Development Officer Email: <a href="mailto:linda.graham@lincolnshire.gov.uk">linda.graham@lincolnshire.gov.uk</a> Tel: 01522 553977	Executive Councillor: Adult Care and Health Services, Children's Services and Executive Director of Children's Services	Yes	
I006393 <b>New!</b>	Admissions Policy for Community and Voluntary Controlled Schools	Tuesday, 15 April 2014	Executive Councillor: Adult Care and Health Services, Children's Services	As required by the schools admissions code	Report	School Admissions Manager Tel: (01522) 553304 Email: <a href="mailto:steven.gamble@lincolnshire.gov.uk">steven.gamble@lincolnshire.gov.uk</a>	Executive Councillor: Adult Care and Health Services, Children's Services and Executive Director of Children's Services	No	All Divisions



I006427 <b>New!</b>	Proposal to expand the capacity at Cranwell Primary School (Final Decision)	Friday, 27 June 2014	Executive Councillor: Adult Care and Health Services, Children's Services	Interested parties as DfE guidance including parents, school staff, neighbouring schools, County District and Parish Councils, MPs, Trade Unions and Diocese	Report	Head of Property and Technology Management Tel: 01522 553269 Email: <a href="mailto:michelle.andrews@lincs.gov.uk">michelle.andrews@lincs.gov.uk</a>	Executive Councillor: Adult Care and Health Services, Children's Services and Executive Director of Children's Services	Yes	Ruskington and Cranwell; Sleaford; Sleaford West and Leasingham
I006428 <b>New!</b>	Proposal to expand the capacity at Scampton Pollyplatt Primary School (Final Decision)	Friday, 27 June 2014	Executive Councillor: Adult Care and Health Services, Children's Services	Interested parties as DfE guidance including parents, school staff, neighbouring schools, County District and Parish Councils, MPs, Trade Unions and Diocese	Report	Head of Property and Technology Management Tel: 01522 553269 Email: <a href="mailto:michelle.andrews@lincs.gov.uk">michelle.andrews@lincs.gov.uk</a>	Executive Councillor: Adult Care and Health Services, Children's Services and Executive Director of Children's Services	Yes	Gainsborough Rural South; Nettleham and Saxilby; Welton Rural

This page is intentionally left blank

# Agenda Item 11

By virtue of paragraph(s) 3 of Part 1 of Schedule 12A  
of the Local Government Act 1972.

Document is Restricted

This page is intentionally left blank

By virtue of paragraph(s) 3 of Part 1 of Schedule 12A  
of the Local Government Act 1972.

Document is Restricted

This page is intentionally left blank

By virtue of paragraph(s) 3 of Part 1 of Schedule 12A  
of the Local Government Act 1972.

Document is Restricted

This page is intentionally left blank



Document is Restricted

This page is intentionally left blank

By virtue of paragraph(s) 3 of Part 1 of Schedule 12A  
of the Local Government Act 1972.

Document is Restricted

This page is intentionally left blank